

Indiana University Graduate CAS

If you experience any difficulties with the application, please contact the Liaison Student Support (see below).

Liaison Student Contact Information:

Phone # (617) 729-2866

graduate.indiana@liaisoncas.com

Live Chat reps are available via the help Center

Step 1:

Student Login New application link: <https://IUgraduate.liaisoncas.com/>

Select "Create an Account"



Welcome to Indiana University Graduate CAS

Thank you for your interest in pursuing graduate or professional studies at Indiana University, or affiliated Purdue University studies offered at IUPUI. We look forward to working with you to make your academic and professional aspirations possible. With these login credentials, you can apply to any graduate or professional program within our system.

As you prepare to apply, we encourage you to visit the website of your program of interest and review the requirements and deadlines. If you have previously applied to one of our campuses using this application system, use the same login and email address to avoid duplicate records. Creating multiple profiles can lead to delays in processing your application.

Sign in with your username and password below. First time here? Select Create an Account to get started.

Sign In

Create an Account

[Forgot your username or password?](#)

Step 2: Create a new account



Create an Account

The information below will be provided to the admissions offices at the programs to which you apply. Please provide complete and accurate information. Within the application you will be able to specify additional addresses and alternate name details.

* Indicates required field.

Your Name

Title	<input type="text"/>
* First or Given Name	<input type="text"/>
Middle Name	<input type="text"/>
* Last or Family Name	<input type="text"/>
Suffix	<input type="text"/>
Display Name	<input type="text"/>

Contact Information

* Email Address	<input type="text"/>	Home <input type="button" value="v"/>
* Confirm Email Address	<input type="text"/>	
* Preferred Phone Number	<input type="text" value="(201) 555-5555"/>	Mobile <input type="button" value="v"/>

Step 3: Add a Program

Select “Filters” and check the following:

- **School:** IUPUI School of Education
- **Campus:** IUPUI
- **Start Term:** Select your intended term

The screenshot shows the 'Add Program' section of the Indiana University application portal. The page header includes the IU logo and 'INDIANA UNIVERSITY'. Below the header are three tabs: 'My Application', 'Add Program', and 'Submit Application'. The 'Add Program' tab is active, showing a search bar and a table of programs. The search results are filtered for 'Available Programs', 'IUPUI', and 'IUPUI School of Education'. The table lists several programs, including 'Counseling/Counselor Education MSED', 'Education Nondegree Graduate', and 'Elementary Education MSED - (Urban Education)'. A filter sidebar is open on the right, showing options for 'Available Programs', 'Past Programs', and 'Future Programs', as well as expandable sections for 'Start Year', 'Delivery', 'School', 'Degree', 'Campus', and 'Start Term'.

Add	Program Name	Degree	Start Term	Start Year	School
IUPUI					
✓	Counseling/Counselor Education MSED	Master's	Spring	2020	IUPUI S
✓	Education Nondegree Graduate	Non-Degree	Spring	2020	IUPUI S
+	Education Nondegree Graduate	Non-Degree	Fall	2020	IUPUI S
✓	Education Nondegree Graduate	Non-Degree	Summer	2020	IUPUI S
✓	Elementary Education MSED - (Urban Education)	Master's	Spring	2020	IUPUI S
+	Elementary Education MSED - (Urban Education)	Master's	Summer	2020	IUPUI S
+	Elementary Education MSED - (Urban Education)	Master's	Fall	2020	IUPUI S

Step 4: Select program that applies by clicking the (+) button on the far left side

Step 5: Select “Continue” at the bottom of the page to begin the application

Step 6: Begin your program application

Note: Program materials is where you will upload your required application documents

My Application Add Program Submit Application Check Status

My Application





This dashboard is your application home providing access to each part of the application you need to complete and a high level overview of your progress.

Getting Started?
Speed up your application by entering your colleges attended first.

Latest Notifications

🔔 Welcome to the Indiana University Graduate CAS application (save this email) Today

[View My Notifications](#)

<h2>Personal Information</h2>  <p>0/6 Sections Completed</p>	<h2>Academic History</h2>  <p>0/3 Sections Completed</p>
<h2>Supporting Information</h2>  <p>0/3 Sections Completed</p>	<h2>Program Materials</h2>  <p>0/14 Sections Completed</p>

Step 7:

1. Select "Documents" tab
2. Submit your personal goal statement under the "Personal Statement" section.

Personal statement

Please address whether you are a licensed teacher in Indiana and if so, what license(s) you hold. Please address your interest in the Literacy and Learning Graduate Certificate program.

***All documents should be written in English.**

Documents

Under the "Personal Statement" section, submit a personal goals statement. Please address whether you are a licensed teacher in Indiana and if so, what license(s) you hold. Please address your interest in the Literacy and Learning Graduate Certificate program.

*All documents should be written in English.

UPLOAD TIPS



Review Uploaded Documents

The uploading process may have altered your formatting. Please review before submitting.



Accepted File Types

.doc, .docx, .pdf, .rtf, .txt, .jpg, .jpeg, .png. The size limit for each file upload is 15MB.



Do Not Password Protect Your Documents

Protected documents will not be sent with your application.



Conceal Your Social Security Number (SSN)

Only use correction fluid or a redacting marker to conceal your SSN before uploading.

Provide supporting documentation for your application. You may update the information in this section at any time prior to submission. Once you have submitted, you will be able to add more documents if there are optional document uploads available to you, but you will not be able to replace existing document uploads with new versions or delete uploaded documents.

* Indicates required field.

* Personal Statement

+ Add Document

Step 8: Questions

1. Select "Questions" tab
2. If you select "Yes" to being a licensed teacher, school guidance counselor, or school media specialist in Indiana, please specify which license you hold.
3. If you select "No" to being a licensed teacher, school guidance counselor, or school media specialist in Indiana, please enter today's date as statement of acknowledgement.

Statement of Acknowledgement

I understand that the Graduate Certificate in Literacy and Learning will not lead to an Indiana teaching license.

Fee Waiver Request

If you have previously been admitted as a graduate student in the IUPUI School of Education, follow these steps to request a review for the fee waiver coupon code.

1. Please email **all three** Graduate staff: kycshaw@iu.edu, sbreland@iupui.edu, and karicruz@iu.edu
2. In the email subject line type the following: Review for coupon code
3. In the email body include the following information: all full legal name(s), date of birth, university ID number (optional)

Note: Once your review is completed you will be notified by email about your eligibility for the fee waiver coupon code.

You will not be able to submit this application until the review is completed.

Home	Documents	Recommendations	Questions
------	-----------	-----------------	-----------

[Save and Continue](#)

* Indicates required field.

Coupon Code

* Have you previously been admitted as a graduate student in the IUPUI School of Education?

Yes No

Follow these steps to request a review for the fee waiver coupon code.

1. Please email **all three** Graduate staff: kycshaw@iu.edu, sbreland@iupui.edu, and karicruz@iu.edu
2. In the email subject line type the following: Review for coupon code
3. In the email body include the following information: all full legal name(s), date of birth, university ID number (optional)

Once your review is completed you will be notified by email about your eligibility for the fee waiver coupon code.

You will not be able to submit this application until the review is completed.
