


Summary Institution-Level Pass Rate Data: Traditional Teacher Preparation Program Within IHE

	HEOA - Title II 2012 - 2013 Academic Year
	Institution Name
	Institution Code
	State

INDIANA UNIV PURDUE INDIANAPOLIS

1325

Indiana

April 2, 2014


<i>Group</i>	<i>Number Taking Assessment¹</i>	<i>Number Passing Assessment²</i>	<i>Institutional Pass Rate</i>	Statewide		
				<i>Number Taking Assessment¹</i>	<i>Number Passing Assessment²</i>	<i>Statewide Pass Rate</i>
All program completers, 2012-13	241	212	88%	3676	3443	94%
All program completers, 2011-12	247	242	98%	3322	3250	98%
All program completers, 2010-11	254	251	99%	3281	3247	99%

Note: In cases where there are less than ten students taking the assessment or license/certificate, the number passing and pass rate are not reported.

¹ Number of completers taking one or more assessments within their area of specialization.

² Summary level "Number Taking Assessment" may differ from assessment level "Number Taking Assessment" because each student is counted once at the summary level but may be counted in multiple assessments at the assessment level.


Single Assessment Institution-Level Pass Rate Data: *Traditional Teacher Preparation Program Within IHE*

	HEOA - Title II 2012 - 2013 Academic Year	
	Institution Name	INDIANA UNIV PURDUE INDIANAPOLIS
	Institution Code	1325
	State	Indiana

April 2, 2014

Assessment Information ¹	Group	Number Taking Assessment	Number Passing Assessment	Institutional Pass Rate	Institutional Average Scaled Score	Assessment Cut Score ²	Statewide			
							Number Taking Assessment	Number Passing Assessment	Statewide Pass Rate	Statewide Average Scaled Score
ART CONTENT KNOWLEDGE (0133) Test Company: ETS Score Range: 100-200	All enrolled students who have completed all nonclinical courses, 2012-13						2			
	Other enrolled students, 2012-13	9				159	38	31	82%	170
	All program completers, 2012-13	14	14	100%	176	159	81	80	99%	173
	All program completers, 2011-12	17	17	100%	169	159	95	93	98%	171
	All program completers, 2010-11	12	12	100%	175	149	96	96	100%	170
BIOLOGY CONTENT KNOWLEDGE (0235) Test Company: ETS Score Range: 100-200	All enrolled students who have completed all nonclinical courses, 2012-13						3			
	Other enrolled students, 2012-13						20	17	85%	167
	All program completers, 2012-13	1				157	49	47	96%	171
	All program completers, 2011-12	1				157	40	38	95%	169
	All program completers, 2010-11						37	37	100%	170
BUSINESS ED CONTENT KNOWLEDGE (0101) Test Company: ETS Score Range: 100-200	All enrolled students who have completed all nonclinical courses, 2012-13						2			
	Other enrolled students, 2012-13						2			
	All program completers, 2012-13						11	11	100%	172
	All program completers, 2011-12						8			
	All program completers, 2010-11									
BUSINESS ED (0100) Test Company: ETS Score Range: 250-990	All enrolled students who have completed all nonclinical courses, 2012-13									
	Other enrolled students, 2012-13						1			
	All program completers, 2012-13									
	All program completers, 2011-12						3			
	All program completers, 2010-11						14	14	100%	654


Single Assessment Institution-Level Pass Rate Data: *Traditional Teacher Preparation Program Within IHE*

	HEOA - Title II 2012 - 2013 Academic Year	
	Institution Name	INDIANA UNIV PURDUE INDIANAPOLIS
	Institution Code	1325
	State	Indiana

April 2, 2014

Assessment Information ¹	Group	Number Taking Assessment	Number Passing Assessment	Institutional Pass Rate	Institutional Average Scaled Score	Assessment Cut Score ²	Statewide				
							Number Taking Assessment	Number Passing Assessment	Statewide Pass Rate	Statewide Average Scaled Score	
CHEMISTRY CONTENT KNOWLEDGE II (0245) Test Company: ETS Score Range: 100-200	All enrolled students who have completed all nonclinical courses, 2012-13						1				
	Other enrolled students, 2012-13						17	14	82%	163	
	All program completers, 2012-13						27	25	93%	165	
	All program completers, 2011-12						24	22	92%	164	
	All program completers, 2010-11		1				151	23	23	100%	168
EARLY CHILDHOOD CONTENT KNOWLEDGE (0022) Test Company: ETS Score Range: 100-200	All enrolled students who have completed all nonclinical courses, 2012-13						3				
	Other enrolled students, 2012-13						21	21	100%	180	
	All program completers, 2012-13						23	23	100%	180	
	All program completers, 2011-12						18	18	100%	181	
	All program completers, 2010-11										
EARLY CHILDHOOD EDUCATION (0020) Test Company: ETS Score Range: 250-990	All enrolled students who have completed all nonclinical courses, 2012-13										
	Other enrolled students, 2012-13						1				
	All program completers, 2012-13										
	All program completers, 2011-12		1				510	13	13	100%	658
	All program completers, 2010-11		1				510	34	34	100%	655
EARTH AND SPACE SCIENCES - CK (0571) Test Company: ETS Score Range: 100-200	All enrolled students who have completed all nonclinical courses, 2012-13										
	Other enrolled students, 2012-13		1				155	12	8	67%	167
	All program completers, 2012-13		1				155	22	21	95%	167
	All program completers, 2011-12							12	12	100%	167
	All program completers, 2010-11							18	17	94%	168


Single Assessment Institution-Level Pass Rate Data: *Traditional Teacher Preparation Program Within IHE*

	HEOA - Title II 2012 - 2013 Academic Year	
	Institution Name	INDIANA UNIV PURDUE INDIANAPOLIS
	Institution Code	1325
	State	Indiana

April 2, 2014

Assessment Information ¹	Group	Number Taking Assessment	Number Passing Assessment	Institutional Pass Rate	Institutional Average Scaled Score	Assessment Cut Score ²	Statewide			
							Number Taking Assessment	Number Passing Assessment	Statewide Pass Rate	Statewide Average Scaled Score
ECONOMICS (0910) Test Company: ETS Score Range: 250-990	All enrolled students who have completed all nonclinical courses, 2012-13									
	Other enrolled students, 2012-13						3			
	All program completers, 2012-13						19	18	95%	633
	All program completers, 2011-12						6			
	All program completers, 2010-11									
ED OF EXCEPTIONAL STUDENTS CORE CK (0353) Test Company: ETS Score Range: 100-200	All enrolled students who have completed all nonclinical courses, 2012-13									
	Other enrolled students, 2012-13						4			
	All program completers, 2012-13						13	13	100%	168
	All program completers, 2011-12						77	77	100%	174
	All program completers, 2010-11						327	327	100%	171
ED OF EXCEPTIONAL STUDENTS MTMD (0542) Test Company: ETS Score Range: 100-200	All enrolled students who have completed all nonclinical courses, 2012-13									
	Other enrolled students, 2012-13						3			
	All program completers, 2012-13						13	13	100%	181
	All program completers, 2011-12						74	74	100%	182
	All program completers, 2010-11						327	326	100%	181
ELEM ED CURR INSTRUC ASSESSMENT (0011) Test Company: ETS Score Range: 100-200	All enrolled students who have completed all nonclinical courses, 2012-13						4			
	Other enrolled students, 2012-13	2				165	81	72	89%	178
	All program completers, 2012-13	62	62	100%	178	165	837	834	100%	179
	All program completers, 2011-12	138	136	99%	178	165	1678	1663	99%	180
	All program completers, 2010-11	169	168	99%	180	165	1818	1799	99%	180


Single Assessment Institution-Level Pass Rate Data: *Traditional Teacher Preparation Program Within IHE*

	HEOA - Title II 2012 - 2013 Academic Year	
	Institution Name	INDIANA UNIV PURDUE INDIANAPOLIS
	Institution Code	1325
	State	Indiana

April 2, 2014

Assessment Information ¹	Group	Number Taking Assessment	Number Passing Assessment	Institutional Pass Rate	Institutional Average Scaled Score	Assessment Cut Score ²	Statewide			
							Number Taking Assessment	Number Passing Assessment	Statewide Pass Rate	Statewide Average Scaled Score
ELEM ED MULTI SUBJ MATHEMATICS (CD) (5033) Test Company: ETS Score Range: 100-200	All enrolled students who have completed all nonclinical courses, 2012-13						74	50	68%	168
	Other enrolled students, 2012-13	39	19	49%	165	164	768	523	68%	169
	All program completers, 2012-13	78	54	69%	170	164	1164	1021	88%	175
	All program completers, 2011-12	3				164	108	84	78%	171
	All program completers, 2010-11						5			
ELEM ED MULTI SUBJ READINGLANG ARTS (CD) (5032) Test Company: ETS Score Range: 100-200	All enrolled students who have completed all nonclinical courses, 2012-13						74	67	91%	177
	Other enrolled students, 2012-13	39	33	85%	176	165	767	698	91%	178
	All program completers, 2012-13	78	76	97%	180	165	1164	1133	97%	181
	All program completers, 2011-12	3				165	108	101	94%	179
	All program completers, 2010-11						5			
ELEM ED MULTI SUBJ SCIENCES (CD) (5035) Test Company: ETS Score Range: 100-200	All enrolled students who have completed all nonclinical courses, 2012-13						74	61	82%	166
	Other enrolled students, 2012-13	39	27	69%	162	159	767	578	75%	166
	All program completers, 2012-13	78	68	87%	168	159	1164	1054	91%	170
	All program completers, 2011-12	3				159	108	89	82%	169
	All program completers, 2010-11						5			
ELEM ED MULTI SUBJ SOCIAL STUDIES (CD) (5034) Test Company: ETS Score Range: 100-200	All enrolled students who have completed all nonclinical courses, 2012-13						74	58	78%	163
	Other enrolled students, 2012-13	39	25	64%	159	155	767	586	76%	164
	All program completers, 2012-13	78	70	90%	165	155	1164	1050	90%	167
	All program completers, 2011-12	3				155	108	96	89%	166
	All program completers, 2010-11						5			


Single Assessment Institution-Level Pass Rate Data: *Traditional Teacher Preparation Program Within IHE*

	HEOA - Title II 2012 - 2013 Academic Year	
	Institution Name	INDIANA UNIV PURDUE INDIANAPOLIS
	Institution Code	1325
	State	Indiana

April 2, 2014

Assessment Information ¹	Group	Number Taking Assessment	Number Passing Assessment	Institutional Pass Rate	Institutional Average Scaled Score	Assessment Cut Score ²	Statewide			
							Number Taking Assessment	Number Passing Assessment	Statewide Pass Rate	Statewide Average Scaled Score
ENG LANG LIT COMP CONTENT KNOWLEDGE (0041) Test Company: ETS Score Range: 100-200	All enrolled students who have completed all nonclinical courses, 2012-13						16	15	94%	174
	Other enrolled students, 2012-13	18	17	94%	177	160	109	104	95%	178
	All program completers, 2012-13	20	20	100%	174	160	286	279	98%	178
	All program completers, 2011-12	25	24	96%	177	160	233	230	99%	177
	All program completers, 2010-11	12	11	92%	172	153	227	225	99%	176
ENGLISH TO SPEAKERS OF OTHER LANGUAGES II (0361) Test Company: ETS Score Range: 100-200	All enrolled students who have completed all nonclinical courses, 2012-13									
	Other enrolled students, 2012-13						15	11	73%	157
	All program completers, 2012-13	7				149	27	23	85%	161
	All program completers, 2011-12						28	28	100%	169
	All program completers, 2010-11									
FAMILY AND CONSUMER SCIENCES II (0121) Test Company: ETS Score Range: 100-200	All enrolled students who have completed all nonclinical courses, 2012-13									
	Other enrolled students, 2012-13						17	17	100%	172
	All program completers, 2012-13						23	23	100%	174
	All program completers, 2011-12						18	18	100%	169
	All program completers, 2010-11						21	21	100%	173
FRENCH CONTENT KNOWLEDGE (0173) Test Company: ETS Score Range: 100-200	All enrolled students who have completed all nonclinical courses, 2012-13									
	Other enrolled students, 2012-13									
	All program completers, 2012-13									
	All program completers, 2011-12									
	All program completers, 2010-11						5			


Single Assessment Institution-Level Pass Rate Data: *Traditional Teacher Preparation Program Within IHE*

	HEOA - Title II 2012 - 2013 Academic Year	
	Institution Name	INDIANA UNIV PURDUE INDIANAPOLIS
	Institution Code	1325
	State	Indiana

April 2, 2014

Assessment Information ¹	Group	Number Taking Assessment	Number Passing Assessment	Institutional Pass Rate	Institutional Average Scaled Score	Assessment Cut Score ²	Statewide			
							Number Taking Assessment	Number Passing Assessment	Statewide Pass Rate	Statewide Average Scaled Score
FRENCH WORLD LANGUAGE (CD) (5174) Test Company: ETS Score Range: 100-200	All enrolled students who have completed all nonclinical courses, 2012-13						1			
	Other enrolled students, 2012-13						3			
	All program completers, 2012-13	2				156	9			
	All program completers, 2011-12						5			
	All program completers, 2010-11									
GEOGRAPHY II (0921) Test Company: ETS Score Range: 100-200	All enrolled students who have completed all nonclinical courses, 2012-13									
	Other enrolled students, 2012-13						4			
	All program completers, 2012-13						19	19	100%	165
	All program completers, 2011-12						2			
	All program completers, 2010-11									
GERMAN CONTENT KNOWLEDGE (0181) Test Company: ETS Score Range: 100-200	All enrolled students who have completed all nonclinical courses, 2012-13									
	Other enrolled students, 2012-13									
	All program completers, 2012-13									
	All program completers, 2011-12						1			
	All program completers, 2010-11						4			
GERMAN WORLD LANGUAGE (CD) (5183) Test Company: ETS Score Range: 100-200	All enrolled students who have completed all nonclinical courses, 2012-13									
	Other enrolled students, 2012-13						2			
	All program completers, 2012-13						4			
	All program completers, 2011-12						1			
	All program completers, 2010-11									

Single Assessment Institution-Level Pass Rate Data: Traditional Teacher Preparation Program Within IHE

	HEOA - Title II 2012 - 2013 Academic Year
	Institution Name
	Institution Code
	State

INDIANA UNIV PURDUE INDIANAPOLIS


1325

Indiana

April 2, 2014

Assessment Information ¹	Group	Number Taking Assessment	Number Passing Assessment	Institutional Pass Rate	Institutional Average Scaled Score	Assessment Cut Score ²	Statewide			
							Number Taking Assessment	Number Passing Assessment	Statewide Pass Rate	Statewide Average Scaled Score
GOVERNMENT POLITICAL SCIENCE (0930) Test Company: ETS Score Range: 250-990	All enrolled students who have completed all nonclinical courses, 2012-13						2			
	Other enrolled students, 2012-13						7			
	All program completers, 2012-13						47	47	100%	654
	All program completers, 2011-12						11	11	100%	675
	All program completers, 2010-11									
HEALTH EDUCATION (0550) Test Company: ETS Score Range: 250-990	All enrolled students who have completed all nonclinical courses, 2012-13						3			
	Other enrolled students, 2012-13						19	10	53%	660
	All program completers, 2012-13						74	68	92%	700
	All program completers, 2011-12						91	85	93%	693
	All program completers, 2010-11						63	63	100%	695
INTRO TO THE TEACHING OF READING (0200) Test Company: ETS Score Range: 250-990	All enrolled students who have completed all nonclinical courses, 2012-13									
	Other enrolled students, 2012-13									
	All program completers, 2012-13									
	All program completers, 2011-12						1			
	All program completers, 2010-11						7			
LIBRARY MEDIA SPECIALIST II (0311) Test Company: ETS Score Range: 100-200	All enrolled students who have completed all nonclinical courses, 2012-13									
	Other enrolled students, 2012-13									
	All program completers, 2012-13									
	All program completers, 2011-12						3			
	All program completers, 2010-11						5			


Single Assessment Institution-Level Pass Rate Data: *Traditional Teacher Preparation Program Within IHE*

	HEOA - Title II 2012 - 2013 Academic Year	
	Institution Name	INDIANA UNIV PURDUE INDIANAPOLIS
	Institution Code	1325
	State	Indiana

April 2, 2014

Assessment Information ¹	Group	Number Taking Assessment	Number Passing Assessment	Institutional Pass Rate	Institutional Average Scaled Score	Assessment Cut Score ²	Statewide			
							Number Taking Assessment	Number Passing Assessment	Statewide Pass Rate	Statewide Average Scaled Score
MATHEMATICS CONTENT KNOWLEDGE (0061) Test Company: ETS Score Range: 100-200	All enrolled students who have completed all nonclinical courses, 2012-13						11	10	91%	149
	Other enrolled students, 2012-13	10	10	100%	154	136	98	87	89%	154
	All program completers, 2012-13	10	10	100%	157	136	187	180	96%	155
	All program completers, 2011-12	7				136	193	192	99%	159
	All program completers, 2010-11	9				136	160	157	98%	158
MIDDLE SCHOOL ENGLISH LANGUAGE ARTS (0049) Test Company: ETS Score Range: 100-200	All enrolled students who have completed all nonclinical courses, 2012-13						1			
	Other enrolled students, 2012-13						5			
	All program completers, 2012-13						13	13	100%	182
	All program completers, 2011-12						13	12	92%	177
	All program completers, 2010-11						19	19	100%	172
MIDDLE SCHOOL MATHEMATICS (0069) Test Company: ETS Score Range: 100-200	All enrolled students who have completed all nonclinical courses, 2012-13						1			
	Other enrolled students, 2012-13						11	11	100%	180
	All program completers, 2012-13						38	35	92%	174
	All program completers, 2011-12						43	42	98%	175
	All program completers, 2010-11						29	29	100%	175
MIDDLE SCHOOL SCIENCE (0439) Test Company: ETS Score Range: 100-200	All enrolled students who have completed all nonclinical courses, 2012-13									
	Other enrolled students, 2012-13						6			
	All program completers, 2012-13						16	16	100%	163
	All program completers, 2011-12						14	13	93%	164
	All program completers, 2010-11						12	12	100%	154

Single Assessment Institution-Level Pass Rate Data: Traditional Teacher Preparation Program Within IHE


	HEOA - Title II 2012 - 2013 Academic Year
	Institution Name
	Institution Code
	State

INDIANA UNIV PURDUE INDIANAPOLIS
1325
Indiana

April 2, 2014

Assessment Information ¹	Group	Number Taking Assessment	Number Passing Assessment	Institutional Pass Rate	Institutional Average Scaled Score	Assessment Cut Score ²	Statewide			
							Number Taking Assessment	Number Passing Assessment	Statewide Pass Rate	Statewide Average Scaled Score
MIDDLE SCHOOL SOCIAL STUDIES (0089) Test Company: ETS Score Range: 100-200	All enrolled students who have completed all nonclinical courses, 2012-13									
	Other enrolled students, 2012-13						5			
	All program completers, 2012-13						24	18	75%	164
	All program completers, 2011-12						27	23	85%	167
	All program completers, 2010-11						12	12	100%	167
MUSIC CONTENT KNOWLEDGE (0113) Test Company: ETS Score Range: 100-200	All enrolled students who have completed all nonclinical courses, 2012-13									
	Other enrolled students, 2012-13						44	40	91%	171
	All program completers, 2012-13						158	156	99%	173
	All program completers, 2011-12						112	110	98%	172
	All program completers, 2010-11						117	117	100%	171
PHYSICAL ED CONTENT KNOWLEDGE (0091) Test Company: ETS Score Range: 100-200	All enrolled students who have completed all nonclinical courses, 2012-13						7			
	Other enrolled students, 2012-13	8				153	51	44	86%	158
	All program completers, 2012-13	17	16	94%	160	153	155	150	97%	160
	All program completers, 2011-12	15	15	100%	162	153	139	135	97%	160
	All program completers, 2010-11	21	21	100%	161	150	146	145	99%	159
PHYSICS CONTENT KNOWLEDGE II (0265) Test Company: ETS Score Range: 100-200	All enrolled students who have completed all nonclinical courses, 2012-13									
	Other enrolled students, 2012-13						9			
	All program completers, 2012-13	1				149	8			
	All program completers, 2011-12						8			
	All program completers, 2010-11						4			

Single Assessment Institution-Level Pass Rate Data: Traditional Teacher Preparation Program Within IHE


	HEOA - Title II 2012 - 2013 Academic Year
	Institution Name
	Institution Code
	State

INDIANA UNIV PURDUE INDIANAPOLIS
1325
Indiana

April 2, 2014

Assessment Information ¹	Group	Number Taking Assessment	Number Passing Assessment	Institutional Pass Rate	Institutional Average Scaled Score	Assessment Cut Score ²	Statewide			
							Number Taking Assessment	Number Passing Assessment	Statewide Pass Rate	Statewide Average Scaled Score
PRAXIS I MATHEMATICS (0730) Test Company: ETS Score Range: 150-190	All enrolled students who have completed all nonclinical courses, 2012-13						185	185	100%	180
	Other enrolled students, 2012-13	335	334	100%	180	175	3901	3830	98%	180
	All program completers, 2012-13	226	226	100%	181	175	3369	3363	100%	182
	All program completers, 2011-12	240	239	100%	181	175	3169	3162	100%	182
	All program completers, 2010-11	239	239	100%	182	175	3130	3124	100%	182
PRAXIS I READING (0710) Test Company: ETS Score Range: 150-190	All enrolled students who have completed all nonclinical courses, 2012-13						185	185	100%	179
	Other enrolled students, 2012-13	336	333	99%	179	176	3922	3824	98%	179
	All program completers, 2012-13	230	230	100%	180	176	3398	3387	100%	180
	All program completers, 2011-12	239	239	100%	180	176	3186	3177	100%	180
	All program completers, 2010-11	243	242	100%	180	176	3153	3142	100%	180
PRAXIS I WRITING (0720) Test Company: ETS Score Range: 150-190	All enrolled students who have completed all nonclinical courses, 2012-13						185	185	100%	176
	Other enrolled students, 2012-13	336	335	100%	176	172	3890	3843	99%	176
	All program completers, 2012-13	225	225	100%	176	172	3365	3358	100%	177
	All program completers, 2011-12	240	240	100%	176	172	3157	3157	100%	177
	All program completers, 2010-11	241	241	100%	177	172	3140	3136	100%	177
PRE-KINDERGARTEN EDUCATION II (0531) Test Company: ETS Score Range: 100-200	All enrolled students who have completed all nonclinical courses, 2012-13						1			
	Other enrolled students, 2012-13						4			
	All program completers, 2012-13						18	18	100%	185
	All program completers, 2011-12						16	16	100%	181
	All program completers, 2010-11						1			

Single Assessment Institution-Level Pass Rate Data: Traditional Teacher Preparation Program Within IHE


	HEOA - Title II 2012 - 2013 Academic Year
	Institution Name
	Institution Code
	State

INDIANA UNIV PURDUE INDIANAPOLIS
1325
Indiana

April 2, 2014

Assessment Information ¹	Group	Number Taking Assessment	Number Passing Assessment	Institutional Pass Rate	Institutional Average Scaled Score	Assessment Cut Score ²	Statewide			
							Number Taking Assessment	Number Passing Assessment	Statewide Pass Rate	Statewide Average Scaled Score
PRE-KINDERGARTEN EDUCATION (0530) Test Company: ETS Score Range: 250-990	All enrolled students who have completed all nonclinical courses, 2012-13									
	Other enrolled students, 2012-13									
	All program completers, 2012-13						1			
	All program completers, 2011-12						6			
	All program completers, 2010-11						12	12	100%	730
PSYCHOLOGY (0390) Test Company: ETS Score Range: 250-990	All enrolled students who have completed all nonclinical courses, 2012-13									
	Other enrolled students, 2012-13						6			
	All program completers, 2012-13						20	20	100%	676
	All program completers, 2011-12						3			
	All program completers, 2010-11									
READING SPECIALIST (0300) Test Company: ETS Score Range: 250-990	All enrolled students who have completed all nonclinical courses, 2012-13						7			
	Other enrolled students, 2012-13	1				370	94	93	99%	518
	All program completers, 2012-13	63	63	100%	523	370	874	874	100%	524
	All program completers, 2011-12	139	139	100%	524	370	1694	1694	100%	522
	All program completers, 2010-11	169	169	100%	523	370	1849	1847	100%	521
SE CK AND MILD TO MODERATE APPL (0543) Test Company: ETS Score Range: 100-200	All enrolled students who have completed all nonclinical courses, 2012-13						22	21	95%	174
	Other enrolled students, 2012-13	11	9	82%	171	158	167	157	94%	171
	All program completers, 2012-13	18	18	100%	173	158	369	361	98%	173
	All program completers, 2011-12						219	219	100%	173
	All program completers, 2010-11						8			


Single Assessment Institution-Level Pass Rate Data: *Traditional Teacher Preparation Program Within IHE*

	HEOA - Title II 2012 - 2013 Academic Year	
	Institution Name	INDIANA UNIV PURDUE INDIANAPOLIS
	Institution Code	1325
	State	Indiana

April 2, 2014

Assessment Information ¹	Group	Number Taking Assessment	Number Passing Assessment	Institutional Pass Rate	Institutional Average Scaled Score	Assessment Cut Score ²	Statewide			
							Number Taking Assessment	Number Passing Assessment	Statewide Pass Rate	Statewide Average Scaled Score
SOCIAL STUDIES CONTENT KNOWLEDGE (0081) Test Company: ETS Score Range: 100-200	All enrolled students who have completed all nonclinical courses, 2012-13						4			
	Other enrolled students, 2012-13	14	13	93%	165	156	89	78	88%	167
	All program completers, 2012-13	24	23	96%	170	156	198	190	96%	169
	All program completers, 2011-12	30	29	97%	170	156	267	261	98%	169
	All program completers, 2010-11	18	18	100%	169	147	266	264	99%	168
SOCIOLOGY (0950) Test Company: ETS Score Range: 250-990	All enrolled students who have completed all nonclinical courses, 2012-13									
	Other enrolled students, 2012-13						10	10	100%	698
	All program completers, 2012-13						17	17	100%	677
	All program completers, 2011-12						7			
	All program completers, 2010-11									
SPANISH CONTENT KNOWLEDGE (0191) Test Company: ETS Score Range: 100-200	All enrolled students who have completed all nonclinical courses, 2012-13									
	Other enrolled students, 2012-13						1			
	All program completers, 2012-13						4			
	All program completers, 2011-12						10	9	90%	169
	All program completers, 2010-11	6				159	41	39	95%	172
SPANISH WORLD LANGUAGE (CD) (5195) Test Company: ETS Score Range: 100-200	All enrolled students who have completed all nonclinical courses, 2012-13						1			
	Other enrolled students, 2012-13	5				168	16	8	50%	162
	All program completers, 2012-13	3				168	51	39	76%	172
	All program completers, 2011-12	1				168	34	24	71%	171
	All program completers, 2010-11						1			

Single Assessment Institution-Level Pass Rate Data: Traditional Teacher Preparation Program Within IHE

	HEOA - Title II 2012 - 2013 Academic Year
	Institution Name
	Institution Code
	State

INDIANA UNIV PURDUE INDIANAPOLIS
1325
Indiana

April 2, 2014

Assessment Information ¹	Group	Number Taking Assessment	Number Passing Assessment	Institutional Pass Rate	Institutional Average Scaled Score	Assessment Cut Score ²	Statewide			
							Number Taking Assessment	Number Passing Assessment	Statewide Pass Rate	Statewide Average Scaled Score
TEACHING READING (0204) Test Company: ETS Score Range: 100-200	All enrolled students who have completed all nonclinical courses, 2012-13						2			
	Other enrolled students, 2012-13						1			
	All program completers, 2012-13						14	12	86%	173
	All program completers, 2011-12						25	24	96%	173
	All program completers, 2010-11						3			
TECHNOLOGY EDUCATION II (0051) Test Company: ETS Score Range: 100-200	All enrolled students who have completed all nonclinical courses, 2012-13									
	Other enrolled students, 2012-13						3			
	All program completers, 2012-13						17	17	100%	182
	All program completers, 2011-12						9			
	All program completers, 2010-11									
TECHNOLOGY EDUCATION (0050) Test Company: ETS Score Range: 250-990	All enrolled students who have completed all nonclinical courses, 2012-13									
	Other enrolled students, 2012-13						2			
	All program completers, 2012-13									
	All program completers, 2011-12						12	12	100%	671
	All program completers, 2010-11						20	20	100%	661
WORLD AND U.S. HISTORY CK (0941) Test Company: ETS Score Range: 100-200	All enrolled students who have completed all nonclinical courses, 2012-13						6			
	Other enrolled students, 2012-13						18	10	56%	160
	All program completers, 2012-13						78	60	77%	163
	All program completers, 2011-12						15	12	80%	165
	All program completers, 2010-11									

Note: In cases where there are less than ten students taking the assessment or license/certificate, the number passing and pass rate are not reported.

¹Tests with multiple delivery options (computer, paper, etc.) will be noted with the assessment code for one format only.

²Cut scores may vary for groups depending upon when the cut scores are established by the state and when each group completed their teacher certification or licensure assessment.