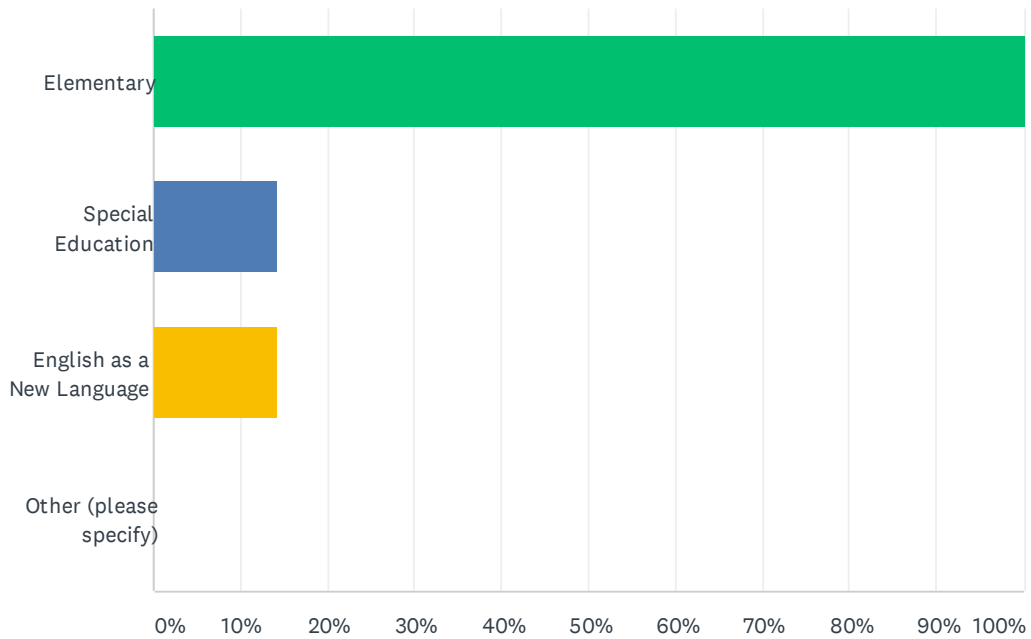


Q1 What teacher education program did you complete? Select all that apply

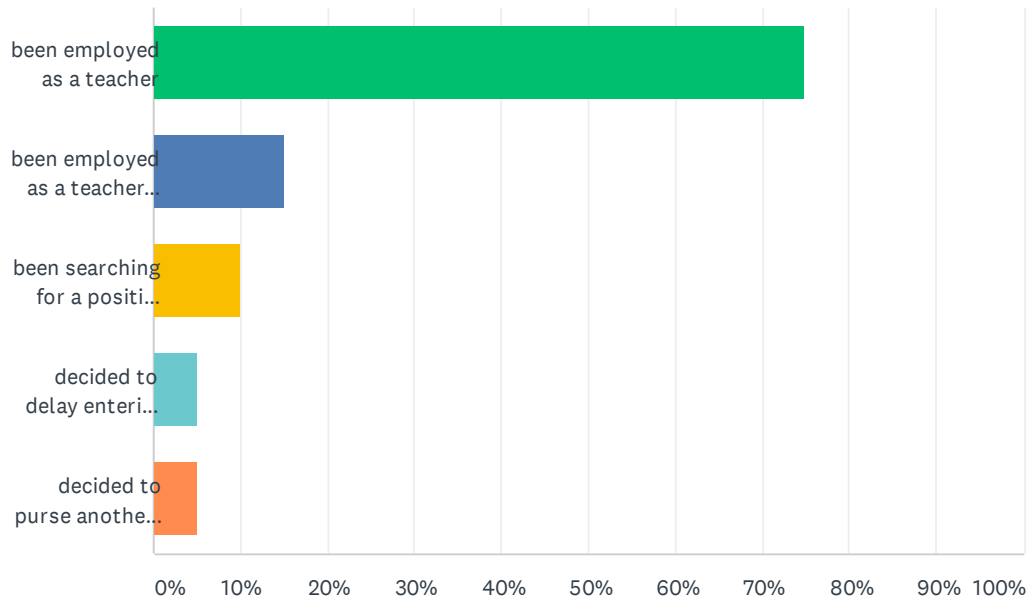
Answered: 21 Skipped: 0



ANSWER CHOICES	RESPONSES	
Elementary	100.00%	21
Special Education	14.29%	3
English as a New Language	14.29%	3
Other (please specify)	0.00%	0
Total Respondents: 21		

Q2 Since graduation, I have (check all tha apply)

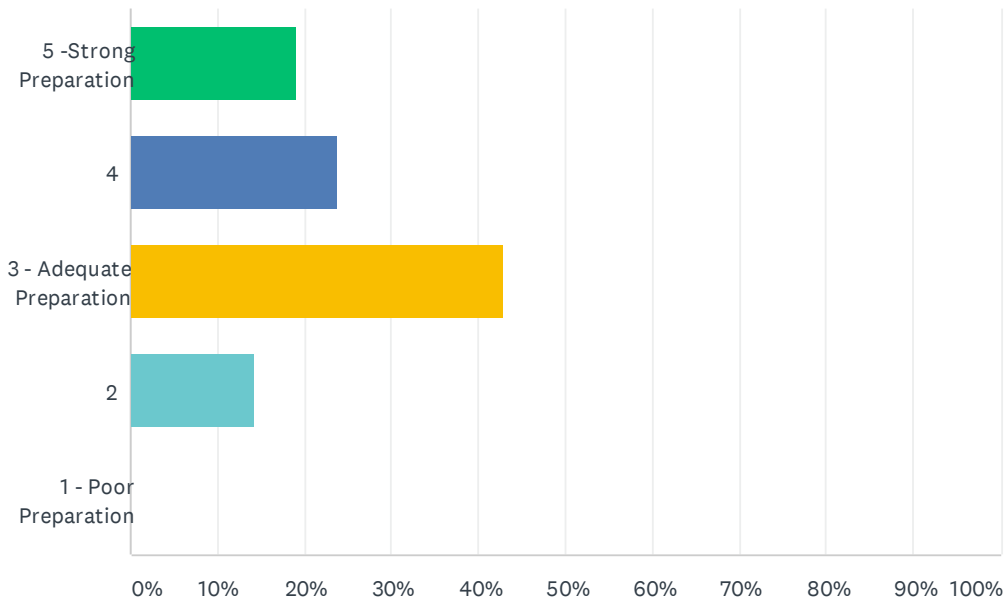
Answered: 20 Skipped: 1



ANSWER CHOICES	RESPONSES	
been employed as a teacher	75.00%	15
been employed as a teacher's aide	15.00%	3
been searching for a position but still unable to find one	10.00%	2
decided to delay entering the teaching profession for now	5.00%	1
decided to purse another career	5.00%	1
Total Respondents: 20		

Q3 Create learning experiences that make the subject matter meaningful to students.

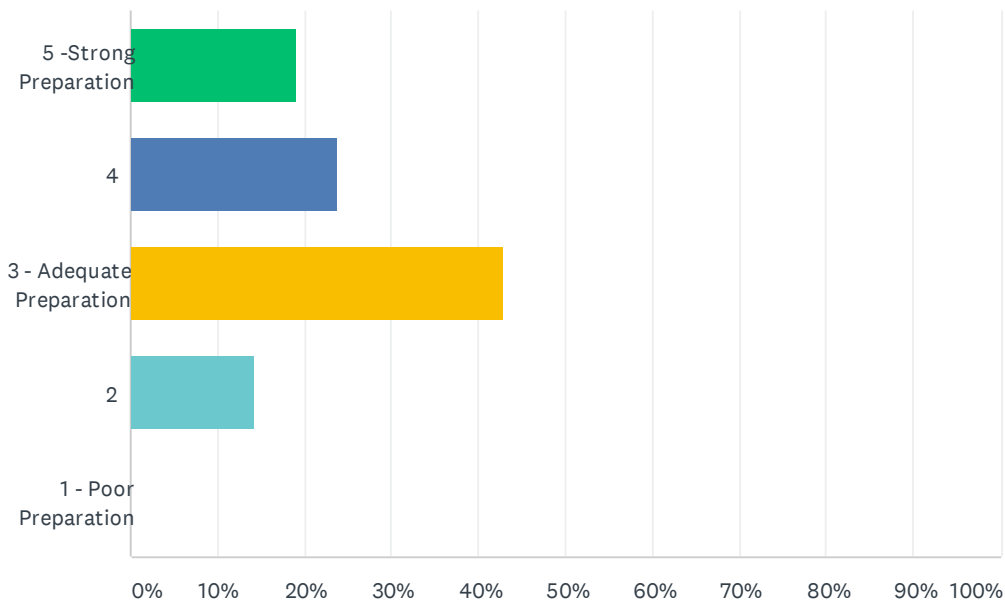
Answered: 21 Skipped: 0



ANSWER CHOICES	RESPONSES	
5 -Strong Preparation	19.05%	4
4	23.81%	5
3 - Adequate Preparation	42.86%	9
2	14.29%	3
1 - Poor Preparation	0.00%	0
TOTAL		21

Q4 Provide learning opportunities that support students' intellectual, social, linguistic, and personal development.

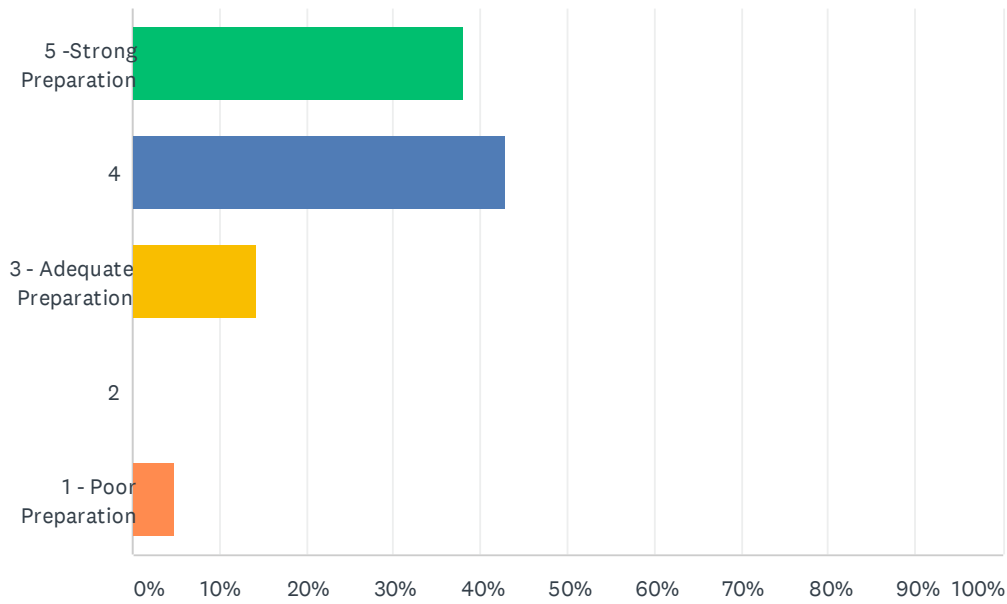
Answered: 21 Skipped: 0



ANSWER CHOICES	RESPONSES	
5 -Strong Preparation	19.05%	4
4	23.81%	5
3 - Adequate Preparation	42.86%	9
2	14.29%	3
1 - Poor Preparation	0.00%	0
TOTAL		21

Q5 Create instructional opportunities that respond to the needs of culturally diverse learners.

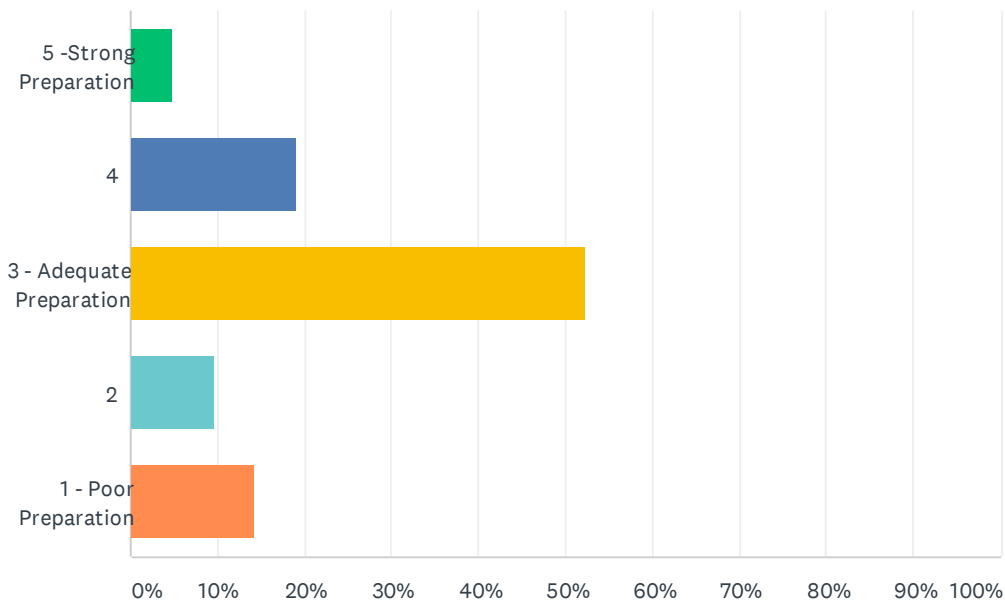
Answered: 21 Skipped: 0



ANSWER CHOICES	RESPONSES	
5 -Strong Preparation	38.10%	8
4	42.86%	9
3 - Adequate Preparation	14.29%	3
2	0.00%	0
1 - Poor Preparation	4.76%	1
TOTAL		21

Q6 Use a variety of instructional strategies to encourage students' development of critical thinking, problem solving and performance skills.

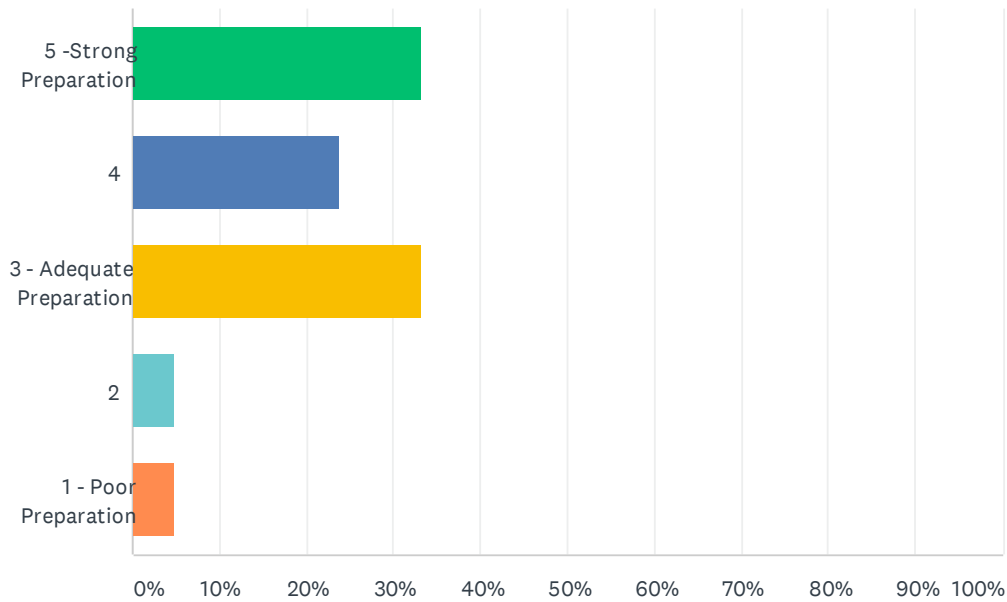
Answered: 21 Skipped: 0



ANSWER CHOICES	RESPONSES	
5 -Strong Preparation	4.76%	1
4	19.05%	4
3 - Adequate Preparation	52.38%	11
2	9.52%	2
1 - Poor Preparation	14.29%	3
TOTAL		21

Q7 Create a learning environment that encourages positive social interaction, active engagement in learning, and self-motivation.

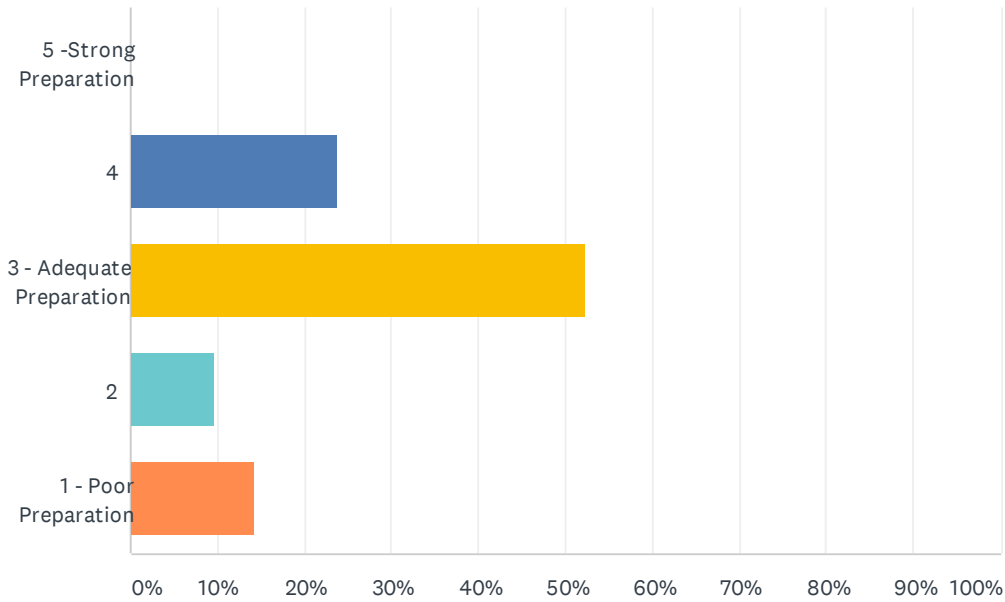
Answered: 21 Skipped: 0



ANSWER CHOICES	RESPONSES	
5 -Strong Preparation	33.33%	7
4	23.81%	5
3 - Adequate Preparation	33.33%	7
2	4.76%	1
1 - Poor Preparation	4.76%	1
TOTAL		21

Q8 Use effective verbal, nonverbal, and media communication techniques to foster active inquiry, collaboration, and supportive interaction in the classroom.

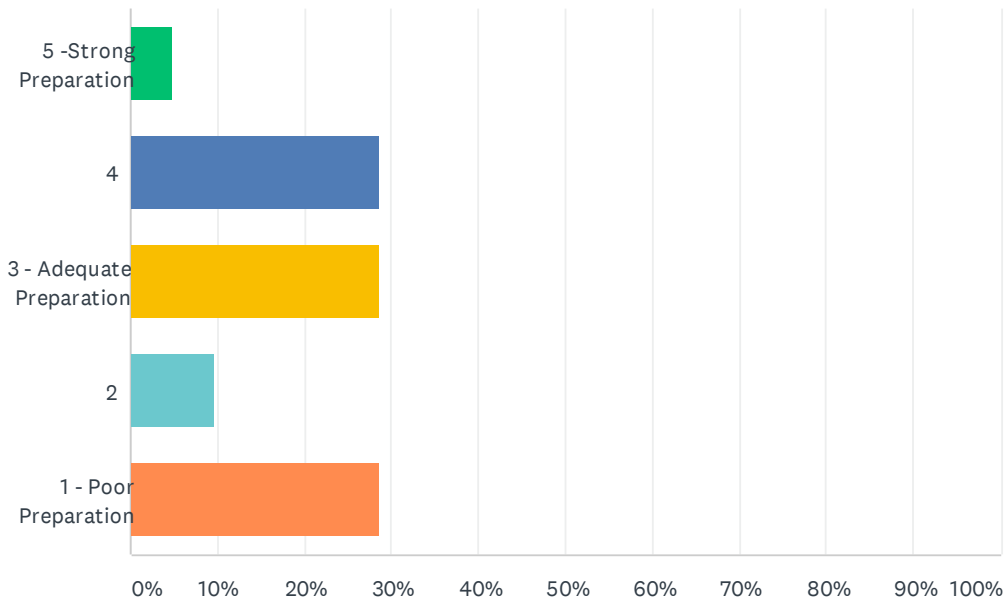
Answered: 21 Skipped: 0



ANSWER CHOICES	RESPONSES	
5 -Strong Preparation	0.00%	0
4	23.81%	5
3 - Adequate Preparation	52.38%	11
2	9.52%	2
1 - Poor Preparation	14.29%	3
TOTAL		21

Q9 Plan instruction based upon knowledge of subject matter, students, the community, and curriculum goals.

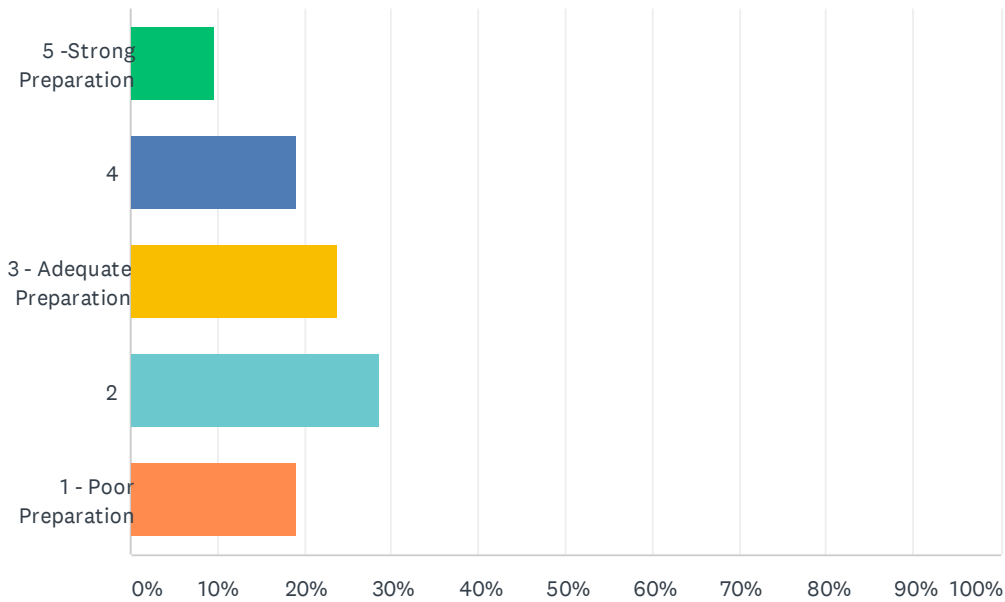
Answered: 21 Skipped: 0



ANSWER CHOICES	RESPONSES	
5 -Strong Preparation	4.76%	1
4	28.57%	6
3 - Adequate Preparation	28.57%	6
2	9.52%	2
1 - Poor Preparation	28.57%	6
TOTAL		21

Q10 Use formal and informal assessment data to ensure the continuous intellectual, social, and physical development of learners.

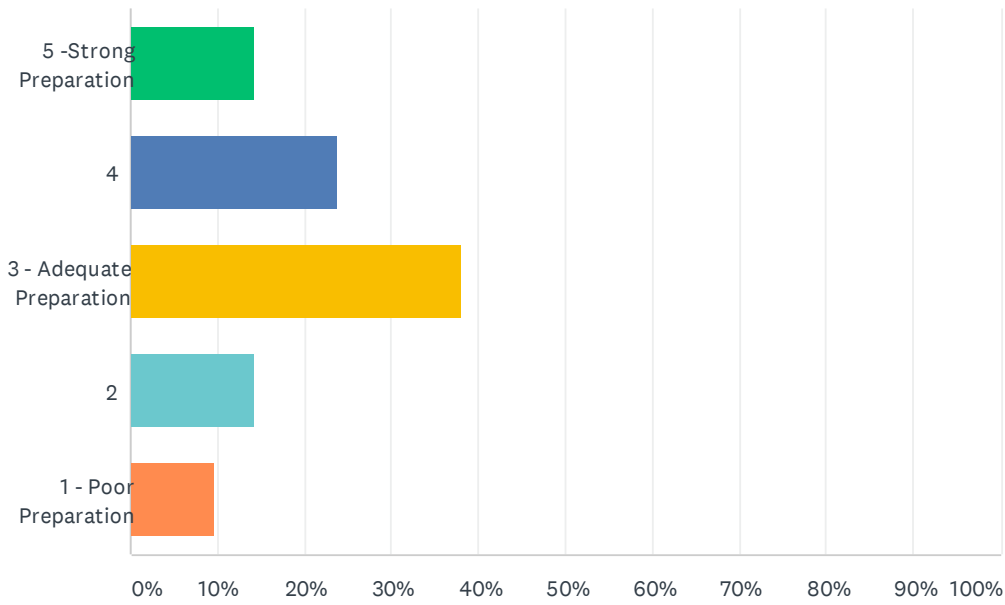
Answered: 21 Skipped: 0



ANSWER CHOICES	RESPONSES	
5 -Strong Preparation	9.52%	2
4	19.05%	4
3 - Adequate Preparation	23.81%	5
2	28.57%	6
1 - Poor Preparation	19.05%	4
TOTAL		21

Q11 Be a reflective practitioner who continually evaluates the effects of choices and actions on others (students, parents, and other professionals in the learning community) and who actively seeks out opportunities to grow professionally.

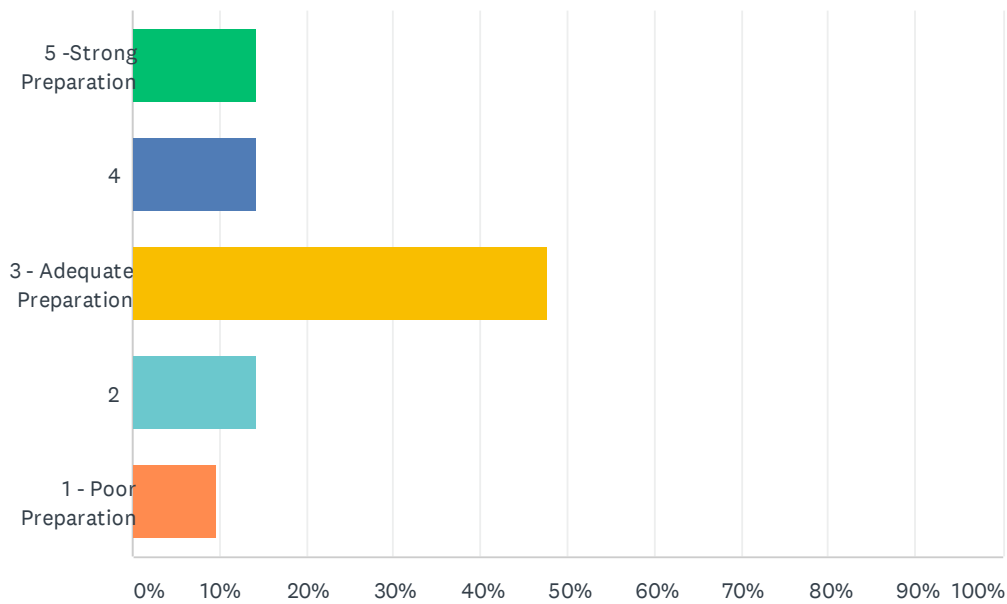
Answered: 21 Skipped: 0



ANSWER CHOICES	RESPONSES	
5 -Strong Preparation	14.29%	3
4	23.81%	5
3 - Adequate Preparation	38.10%	8
2	14.29%	3
1 - Poor Preparation	9.52%	2
TOTAL		21

Q12 Foster relationships with school colleagues, parents, and agencies in the larger community to support students' learning and well-being.

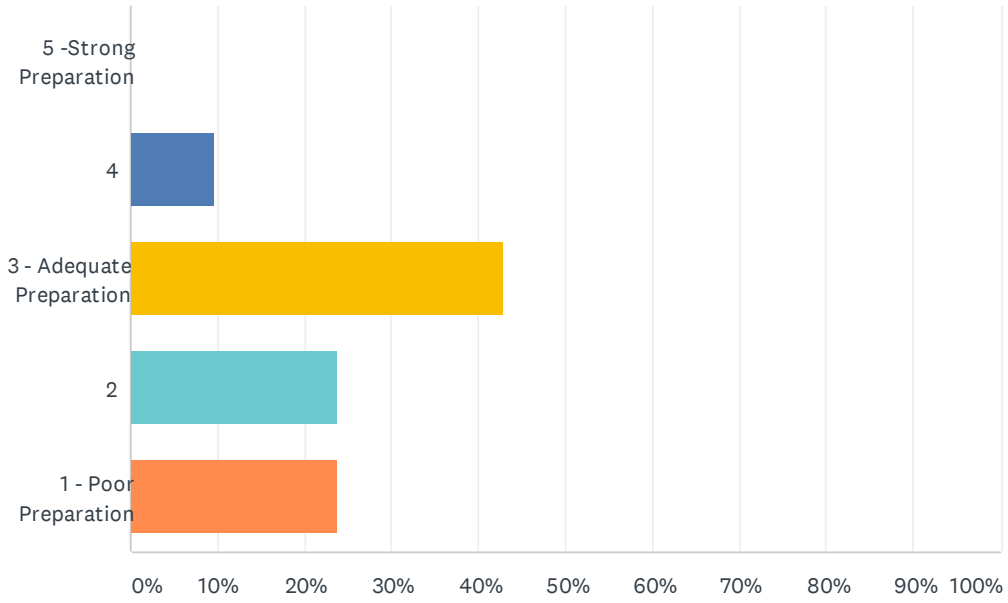
Answered: 21 Skipped: 0



ANSWER CHOICES	RESPONSES	
5 -Strong Preparation	14.29%	3
4	14.29%	3
3 - Adequate Preparation	47.62%	10
2	14.29%	3
1 - Poor Preparation	9.52%	2
TOTAL		21

Q13 Use technology to enhance student learning.

Answered: 21 Skipped: 0



ANSWER CHOICES	RESPONSES	
5 -Strong Preparation	0.00%	0
4	9.52%	2
3 - Adequate Preparation	42.86%	9
2	23.81%	5
1 - Poor Preparation	23.81%	5
TOTAL		21

Q14 Please provide further information for any items you rated low ("1" or "2")

Answered: 11 Skipped: 10

Q15 Based on your experiences in the teacher education program at IUPUI, what features of the program best prepared you for your first year of teaching?

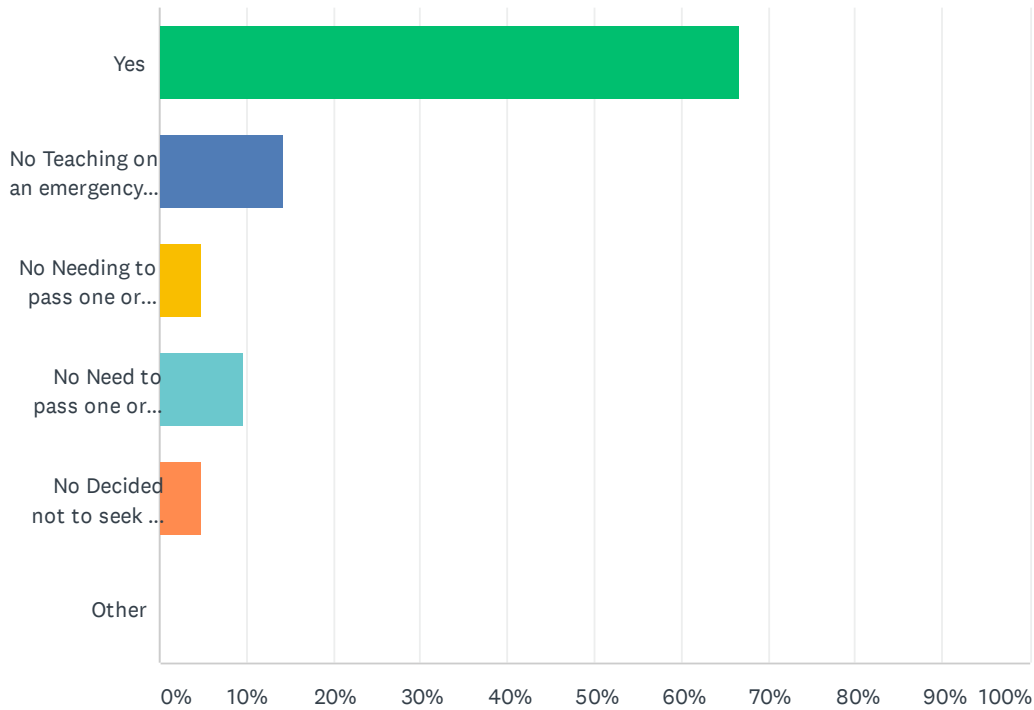
Answered: 14 Skipped: 7

Q16 Based on your experiences in the teacher education program at IUPUI, what features of the program do you recommend that we strengthen?

Answered: 16 Skipped: 5

Q17 Have you obtained your teaching license since graduation?

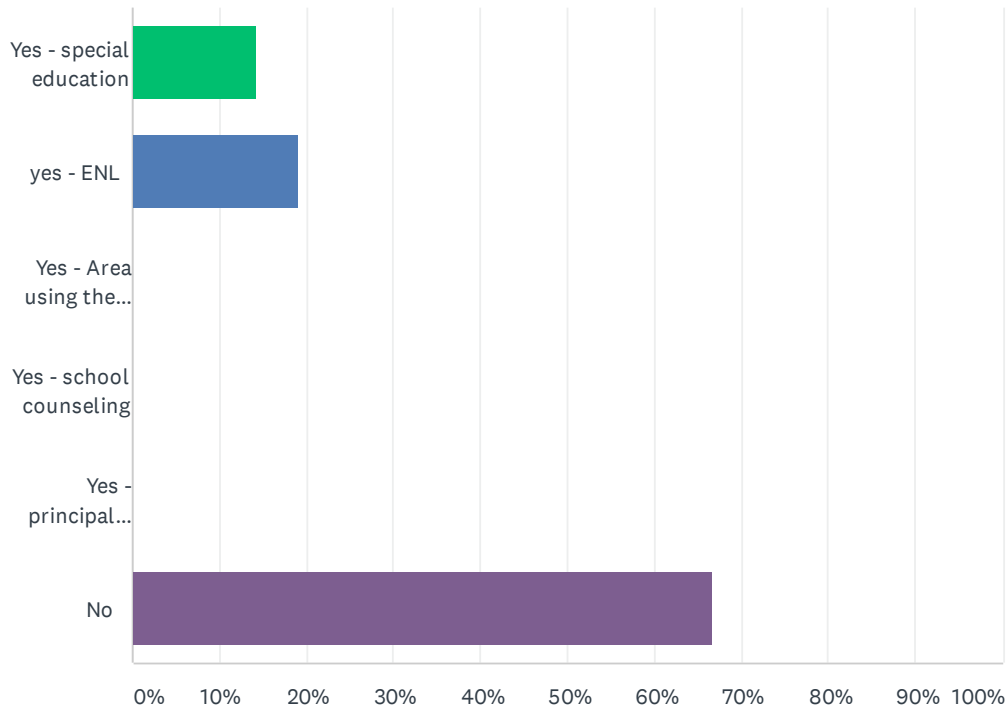
Answered: 21 Skipped: 0



ANSWER CHOICES	RESPONSES	
Yes	66.67%	14
No Teaching on an emergency permit	14.29%	3
No Needing to pass one or more licensing tests but working on it	4.76%	1
No Need to pass one or more licensing tests but not working on passing the tests right now	9.52%	2
No Decided not to seek a teaching license at this time	4.76%	1
Other	0.00%	0
TOTAL		21

Q18 Have you added an additional area to your elementary license

Answered: 21 Skipped: 0



ANSWER CHOICES	RESPONSES	
Yes - special education	14.29%	3
yes - ENL	19.05%	4
Yes - Area using the testing option through the state	0.00%	0
Yes - school counseling	0.00%	0
Yes - principal license	0.00%	0
No	66.67%	14
TOTAL		21

Q19 As a follow-up to this survey we would like to contact a random sample of our graduates via phone during the summer to gain further insight into your responses. If you are willing to be contacted, please provide your name, contact number and the best time to call. This is optional. Thank you in advance for being willing to help us with this important project.

Answered: 7 Skipped: 14