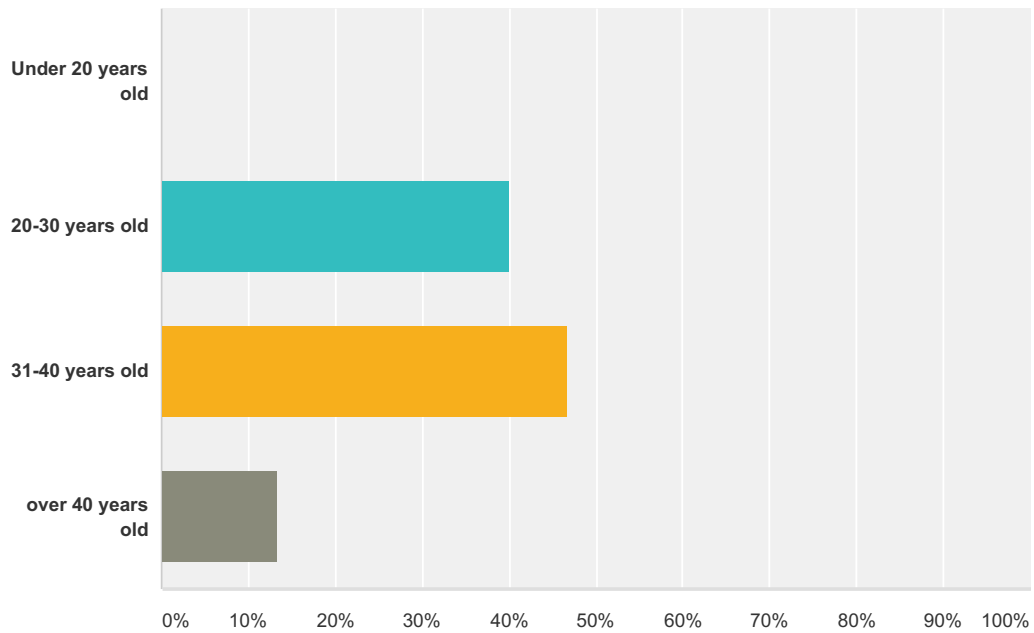


### Q1 Please select your age category (optional)

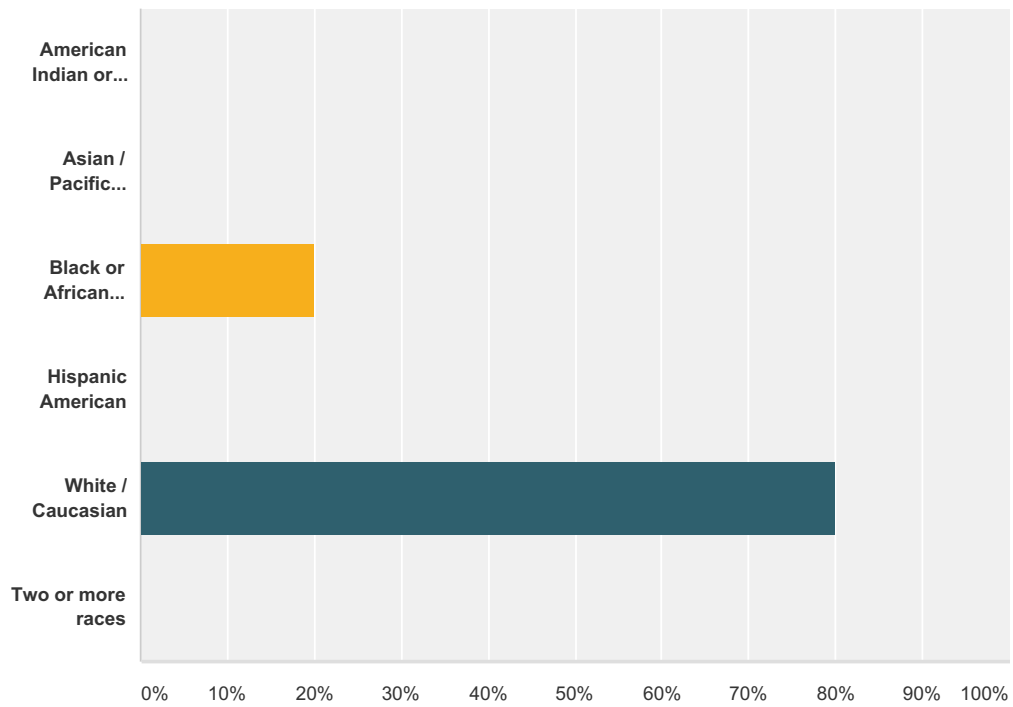
Answered: 15 Skipped: 0



Answer Choices	Responses	
Under 20 years old	0.00%	0
20-30 years old	40.00%	6
31-40 years old	46.67%	7
over 40 years old	13.33%	2
<b>Total</b>		<b>15</b>

## Q2 Which race/ethnicity best describes you? (Please choose only one.)(optional)

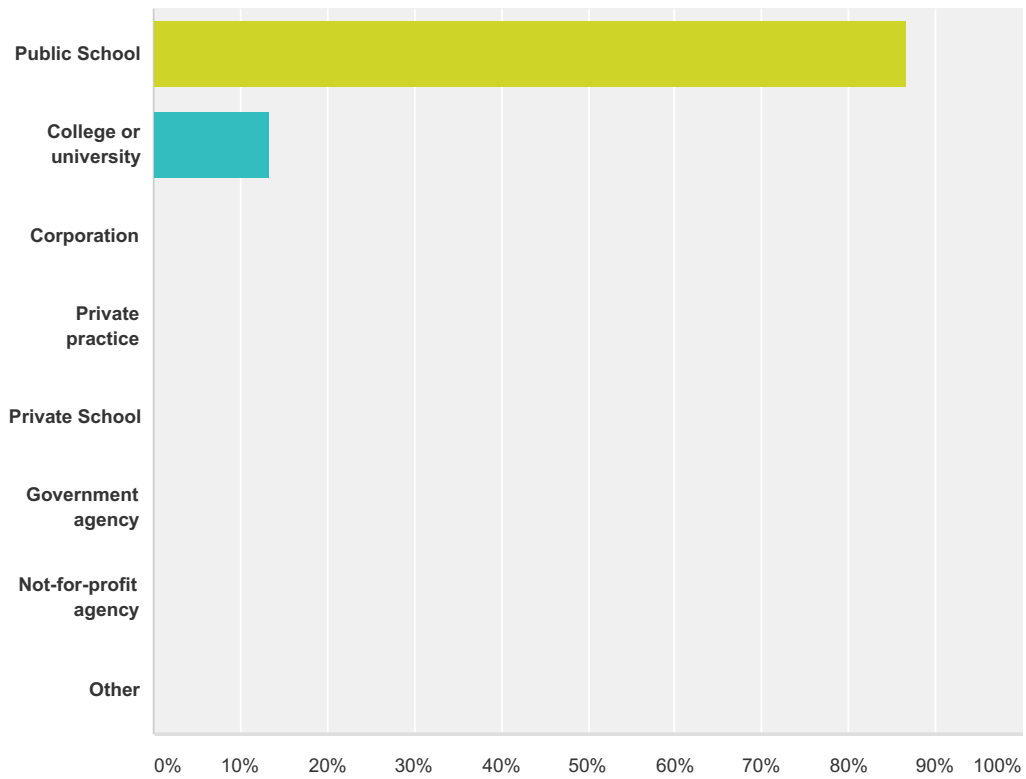
Answered: 15 Skipped: 0



Answer Choices	Responses
American Indian or Alaskan Native	0.00% 0
Asian / Pacific Islander	0.00% 0
Black or African American	20.00% 3
Hispanic American	0.00% 0
White / Caucasian	80.00% 12
Two or more races	0.00% 0
<b>Total</b>	<b>15</b>

### Q3 Which of the following describes your current place of employment?

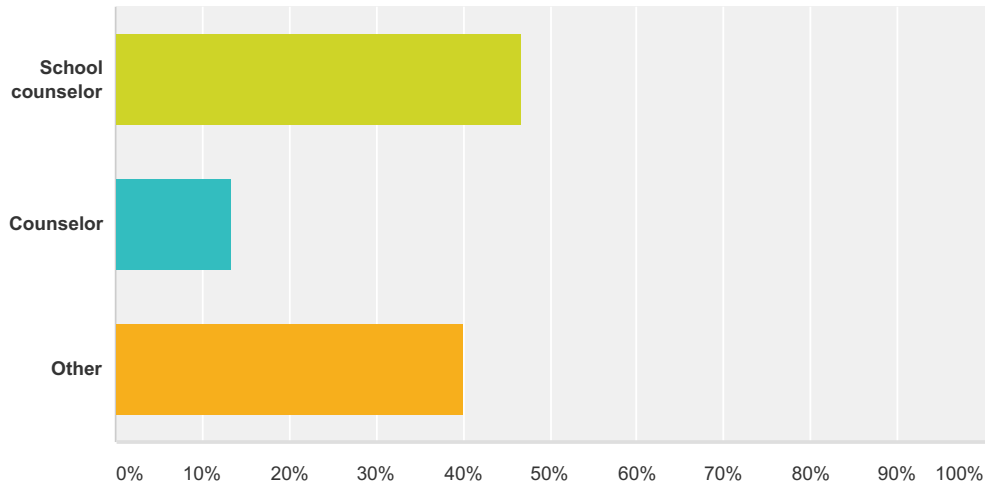
Answered: 15 Skipped: 0



Answer Choices	Responses	
Public School	86.67%	13
College or university	13.33%	2
Corporation	0.00%	0
Private practice	0.00%	0
Private School	0.00%	0
Government agency	0.00%	0
Not-for-profit agency	0.00%	0
Other	0.00%	0
<b>Total</b>		<b>15</b>

### Q4 What is your current job title?

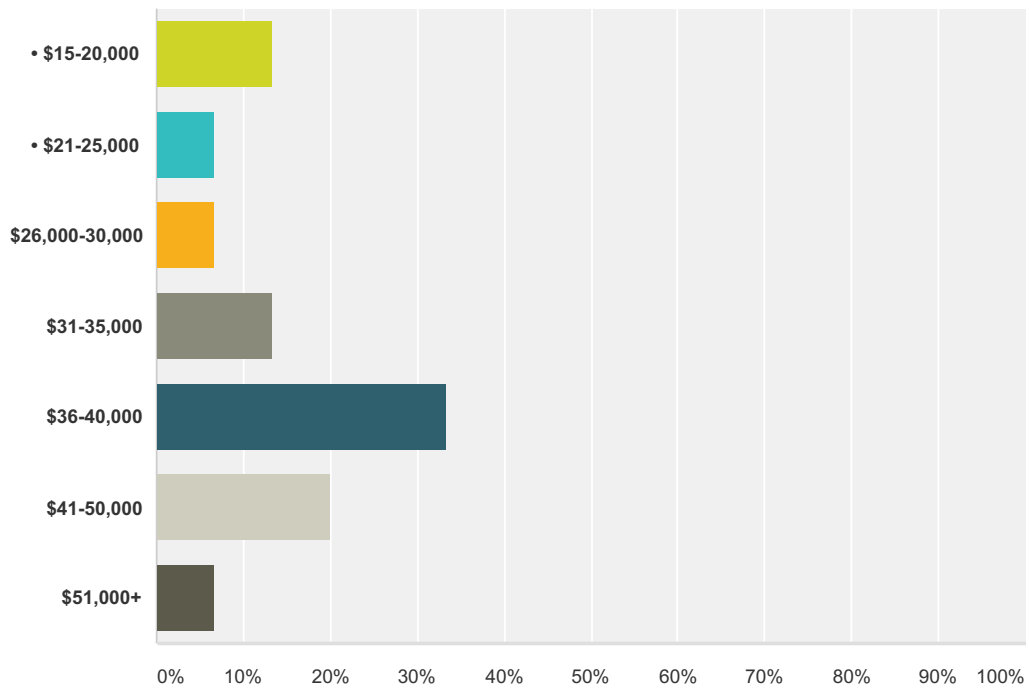
Answered: 15 Skipped: 0



Answer Choices	Responses
School counselor	46.67% 7
Counselor	13.33% 2
Other	40.00% 6
<b>Total</b>	<b>15</b>

### Q5 What was your initial, post-graduation salary?

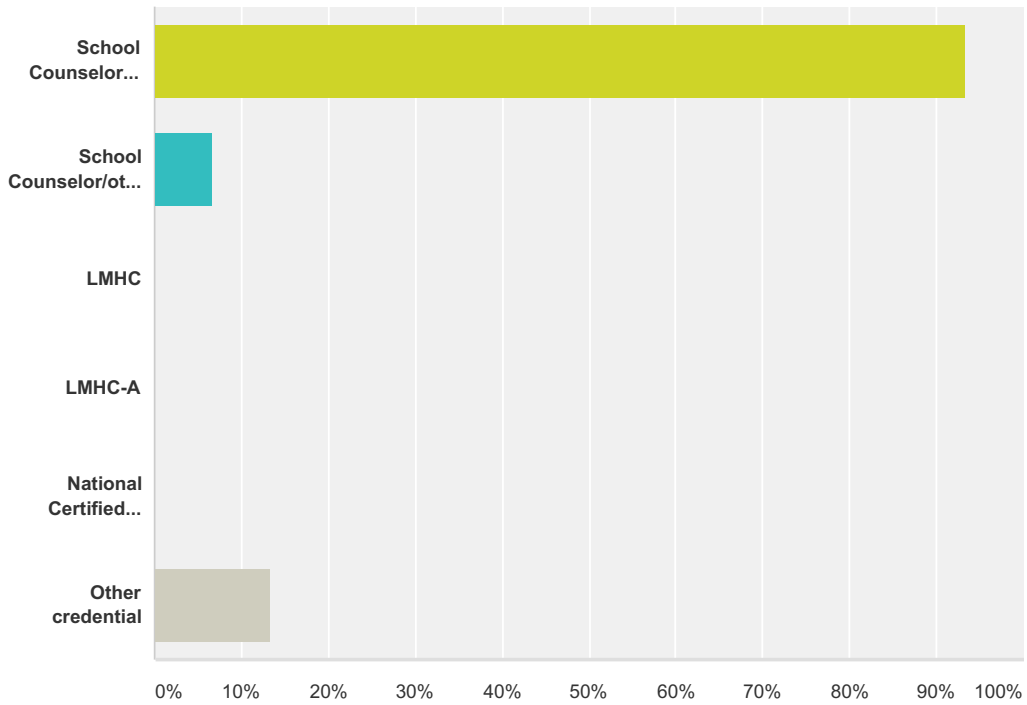
Answered: 15 Skipped: 0



Answer Choices	Responses
• \$15-20,000	13.33% 2
• \$21-25,000	6.67% 1
\$26,000-30,000	6.67% 1
\$31-35,000	13.33% 2
\$36-40,000	33.33% 5
\$41-50,000	20.00% 3
\$51,000+	6.67% 1
<b>Total</b>	<b>15</b>

### Q6 What professional certifications and/or licenses do you currently hold?

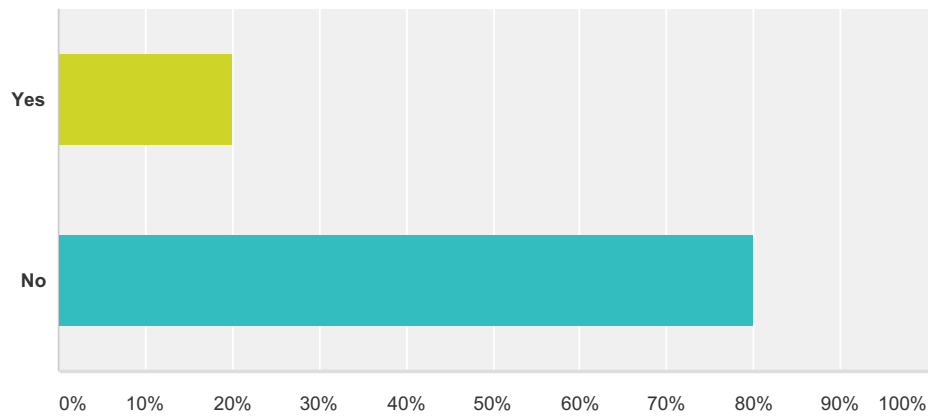
Answered: 15 Skipped: 0



Answer Choices	Responses
School Counselor (Student Services Personnel)/IN	93.33% 14
School Counselor/other state	6.67% 1
LMHC	0.00% 0
LMHC-A	0.00% 0
National Certified Counselor	0.00% 0
Other credential	13.33% 2
<b>Total Respondents: 15</b>	

### Q7 Do you currently receive supervision for your counseling work?

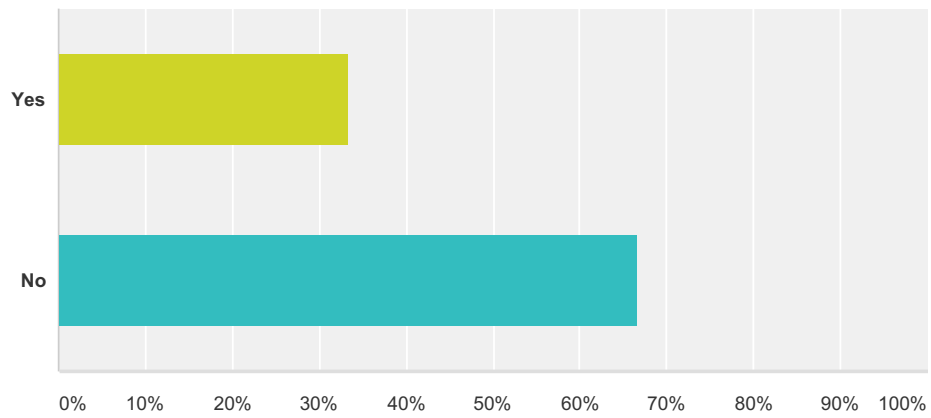
Answered: 15 Skipped: 0



Answer Choices	Responses	
Yes	20.00%	3
No	80.00%	12
<b>Total</b>		<b>15</b>

### Q8 Do you regularly attend counseling professional conferences/workshops?

Answered: 15 Skipped: 0

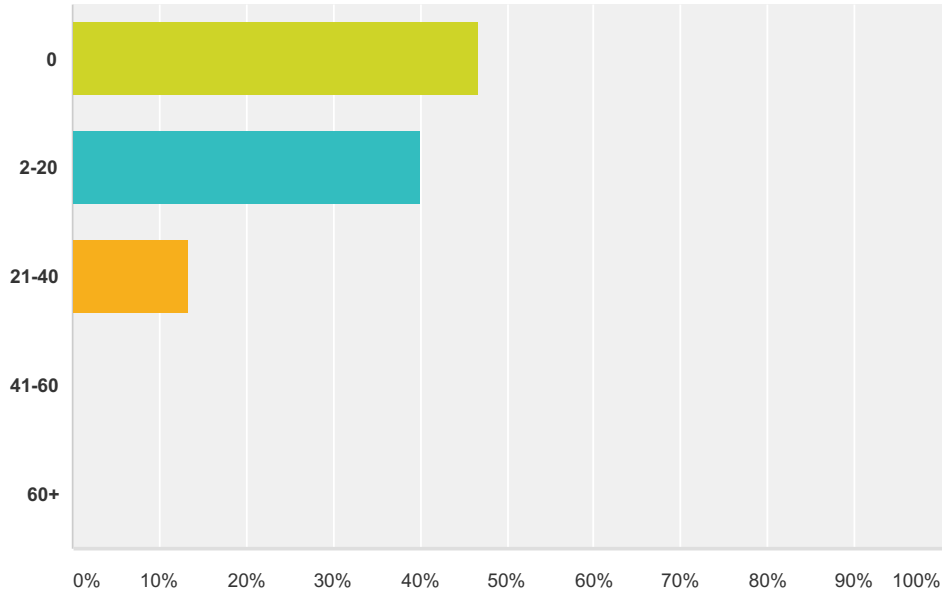


Answer Choices	Responses	
Yes	33.33%	5
No	66.67%	10
<b>Total</b>		<b>15</b>



### Q9 How many Continuing Education Units (CEUs)/Professional Growth Points have you earned since you graduated?

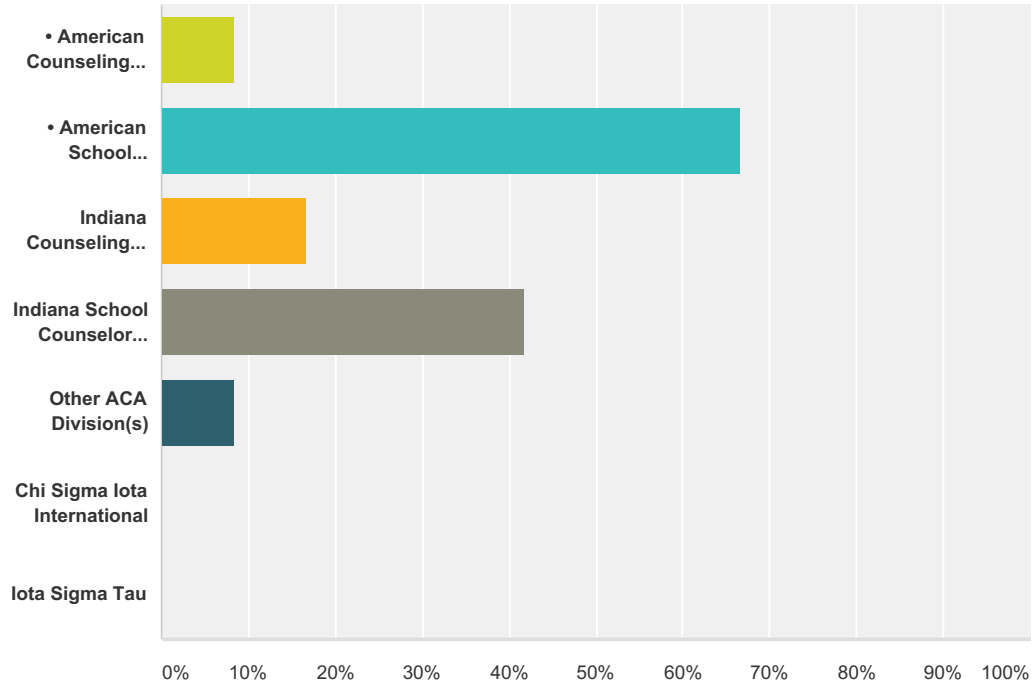
Answered: 15 Skipped: 0



Answer Choices	Responses	Count
0	46.67%	7
2-20	40.00%	6
21-40	13.33%	2
41-60	0.00%	0
60+	0.00%	0
<b>Total</b>		<b>15</b>

**Q10 Do you currently belong to the following organizations? (Check all that apply)**

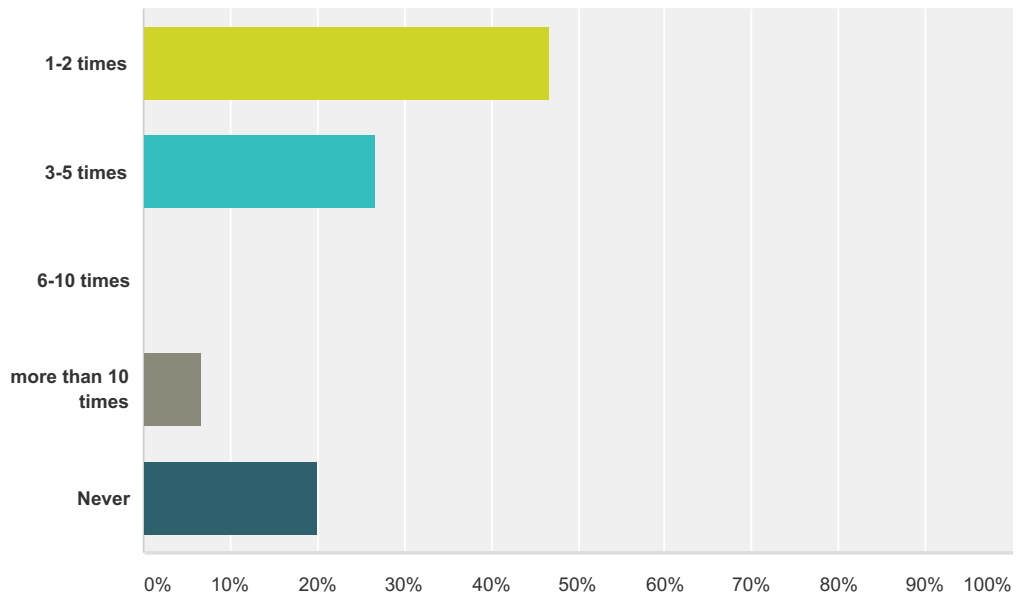
Answered: 12 Skipped: 3



Answer Choices	Responses
• American Counseling Association	8.33% 1
• American School Counselor Association	66.67% 8
Indiana Counseling Association	16.67% 2
Indiana School Counselor Association	41.67% 5
Other ACA Division(s)	8.33% 1
Chi Sigma Iota International	0.00% 0
Iota Sigma Tau	0.00% 0
<b>Total Respondents: 12</b>	

### Q11 How often did you meet with your advisor during your studies?

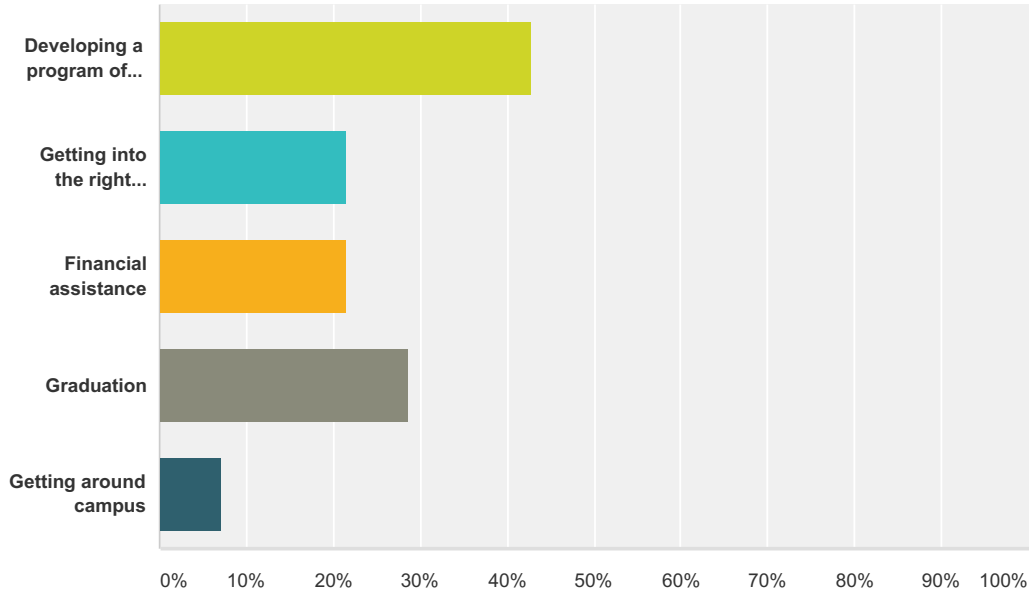
Answered: 15 Skipped: 0



Answer Choices	Responses	
1-2 times	46.67%	7
3-5 times	26.67%	4
6-10 times	0.00%	0
more than 10 times	6.67%	1
Never	20.00%	3
<b>Total</b>		<b>15</b>

**Q12 Which of the following areas of advising need to be improved? (Check all that apply)**

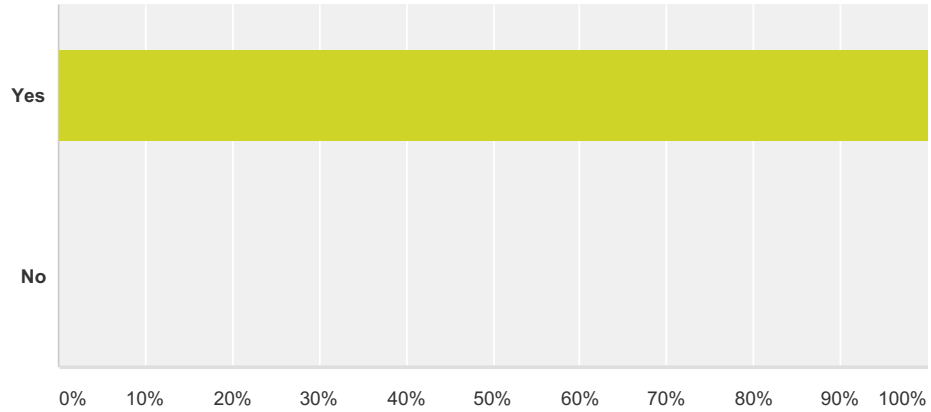
Answered: 14 Skipped: 1



Answer Choices	Responses
Developing a program of study	42.86% 6
Getting into the right classes	21.43% 3
Financial assistance	21.43% 3
Graduation	28.57% 4
Getting around campus	7.14% 1
<b>Total Respondents: 14</b>	

**Q13 In general, were the lectures and class activities presented by the program faculty well-organized and designed to facilitate the understanding of subjects?**

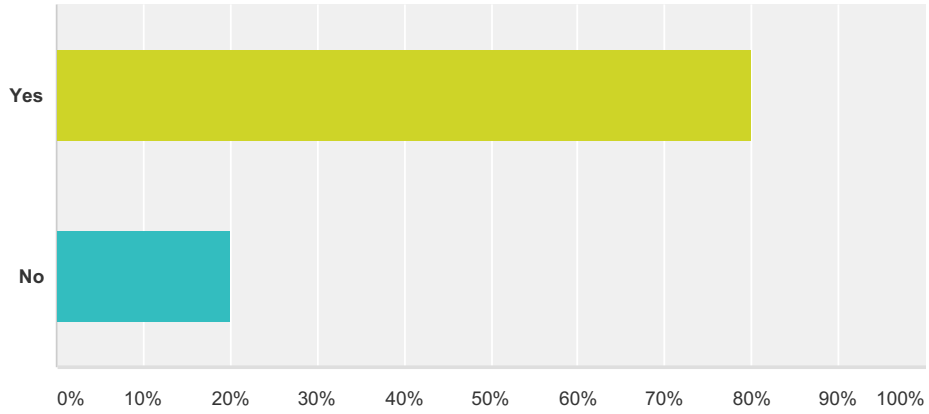
Answered: 15 Skipped: 0



Answer Choices	Responses
Yes	100.00% 15
No	0.00% 0
<b>Total</b>	<b>15</b>

**Q14 I am prepared to use technology effectively and efficiently to plan, organize, implement and evaluate a comprehensive school counseling program.”**

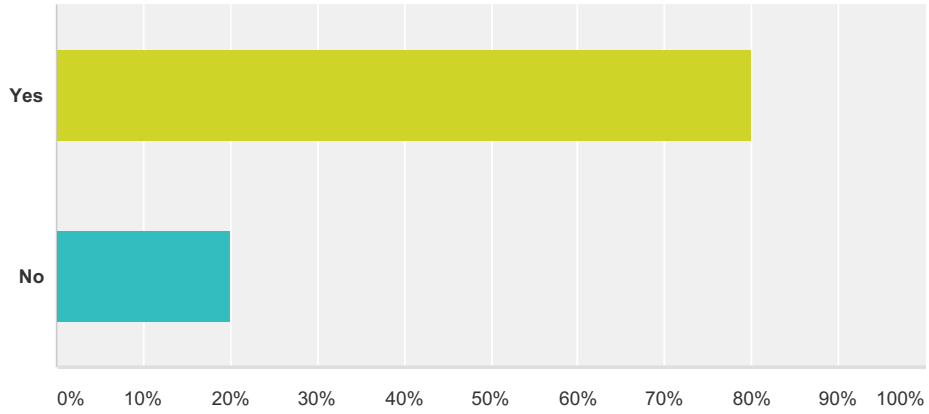
Answered: 15 Skipped: 0



Answer Choices	Responses
Yes	80.00% 12
No	20.00% 3
<b>Total</b>	<b>15</b>

**Q15 I am knowledgeable about various computer-based guidance and information systems as well as technology to assist individuals with career planning.**

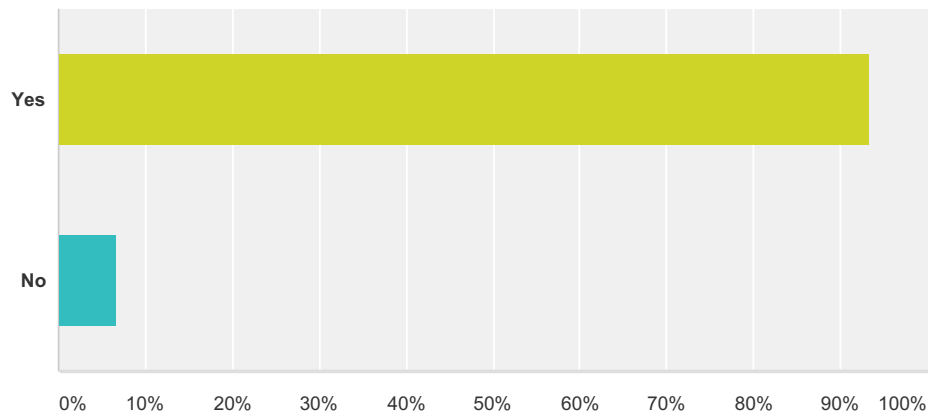
Answered: 15 Skipped: 0



Answer Choices	Responses
Yes	80.00% 12
No	20.00% 3
<b>Total</b>	<b>15</b>

**Q16 I understand the legal and ethical nature of working in technological society.**

Answered: 15 Skipped: 0

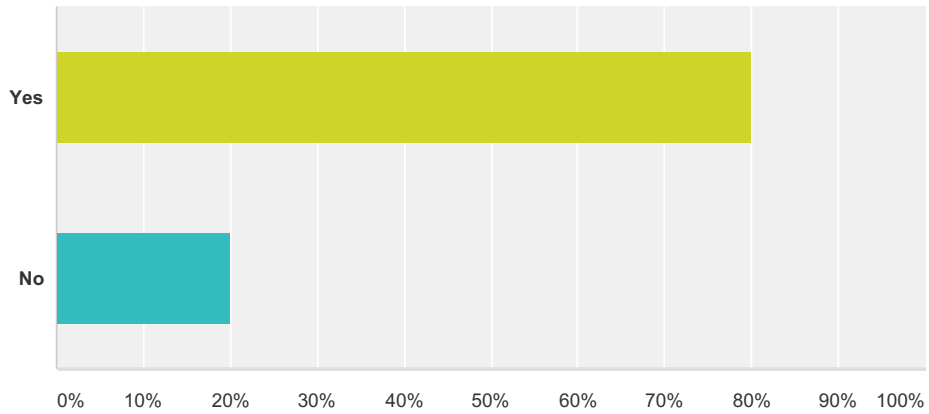


Answer Choices	Responses
Yes	93.33% 14
No	6.67% 1
<b>Total</b>	<b>15</b>



**Q17 Did you have opportunities to work with diverse populations (including English language learners and students with exceptionalities) during your field experience?**

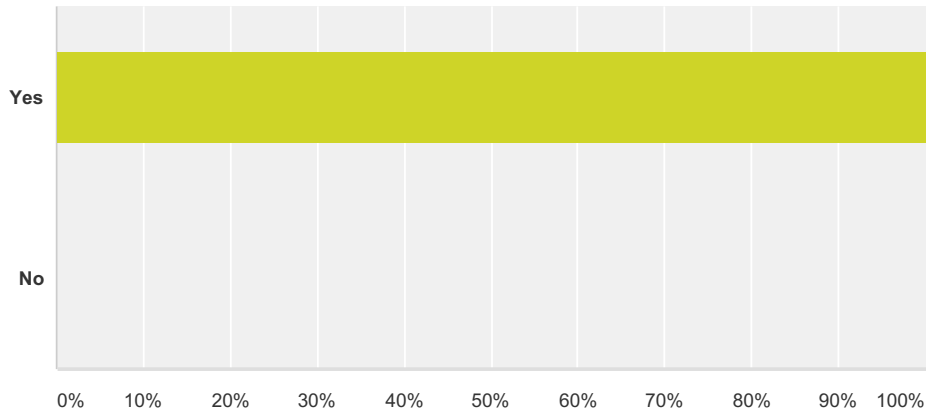
Answered: 15 Skipped: 0



Answer Choices	Responses	
Yes	80.00%	12
No	20.00%	3
<b>Total</b>		<b>15</b>

**Q18 Do you have the knowledge and skills to establish a school/work place climate that values diverse representation and diverse perspectives (e.g., racial, ethnic, gender, nationality, etc.)?**

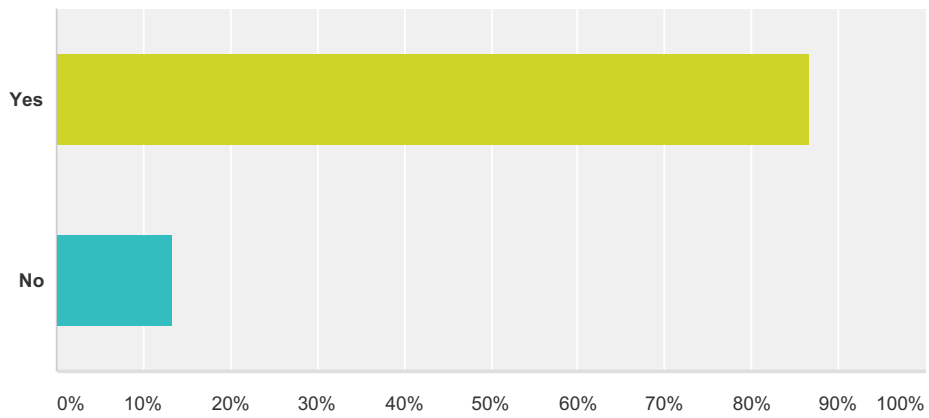
Answered: 15 Skipped: 0



Answer Choices	Responses
Yes	100.00% 15
No	0.00% 0
<b>Total</b>	<b>15</b>

### Q19 Do you incorporate racial/cultural perspectives into your counseling?

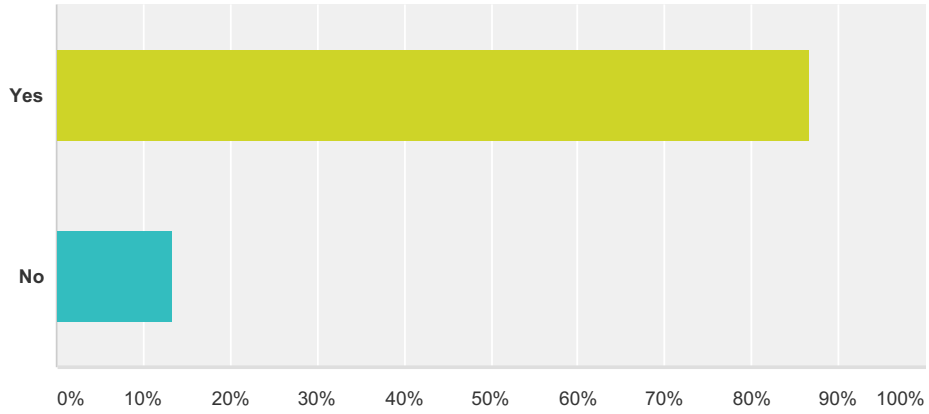
Answered: 15 Skipped: 0



Answer Choices	Responses	
Yes	86.67%	13
No	13.33%	2
<b>Total</b>		<b>15</b>

**Q20 Do you know how to develop a plan to improve practices that positively and inclusively effects all students and families?**

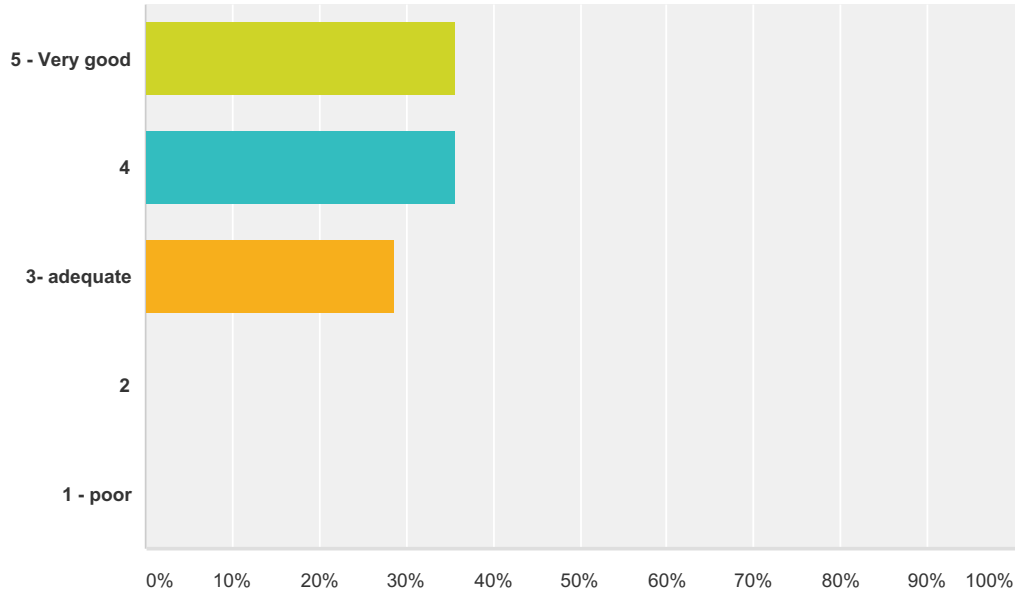
Answered: 15 Skipped: 0



Answer Choices	Responses	
Yes	86.67%	13
No	13.33%	2
<b>Total</b>		<b>15</b>

### Q21 Building the understanding of the proficiency needed to reach all students and families inclusively

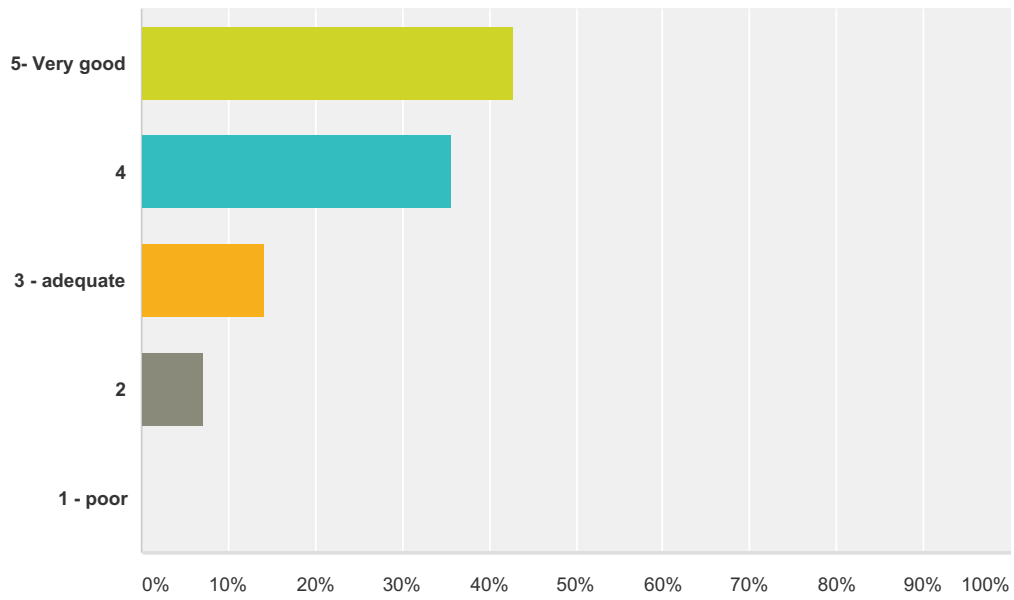
Answered: 14 Skipped: 1



Answer Choices	Responses
5 - Very good	35.71% 5
4	35.71% 5
3- adequate	28.57% 4
2	0.00% 0
1 - poor	0.00% 0
<b>Total</b>	<b>14</b>

## Q22 The academic/professional knowledge taught to you

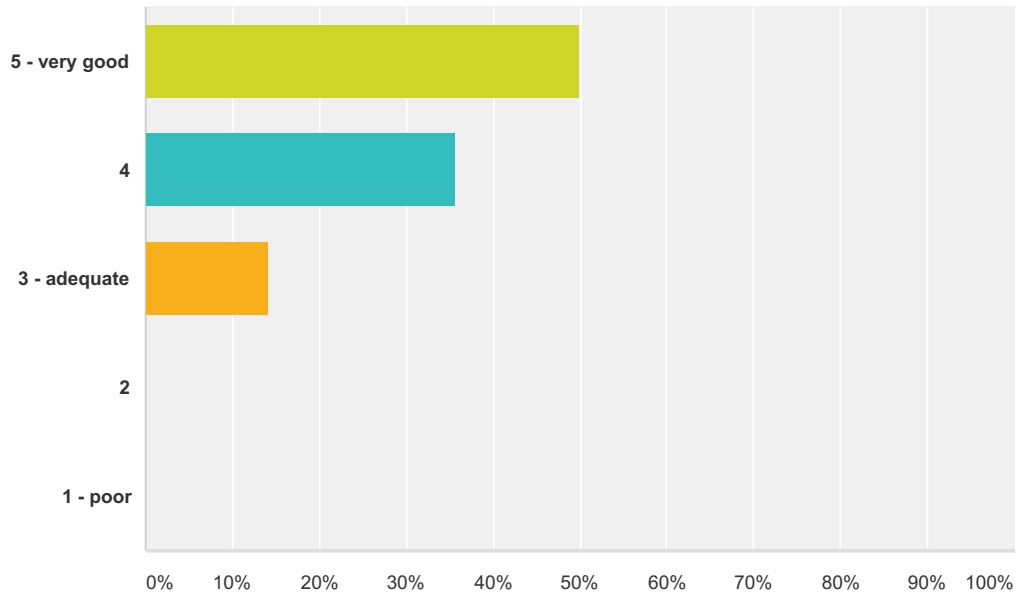
Answered: 14 Skipped: 1



Answer Choices	Responses	Count
5- Very good	42.86%	6
4	35.71%	5
3 - adequate	14.29%	2
2	7.14%	1
1 - poor	0.00%	0
<b>Total</b>		<b>14</b>

### Q23 The professional skills taught to you

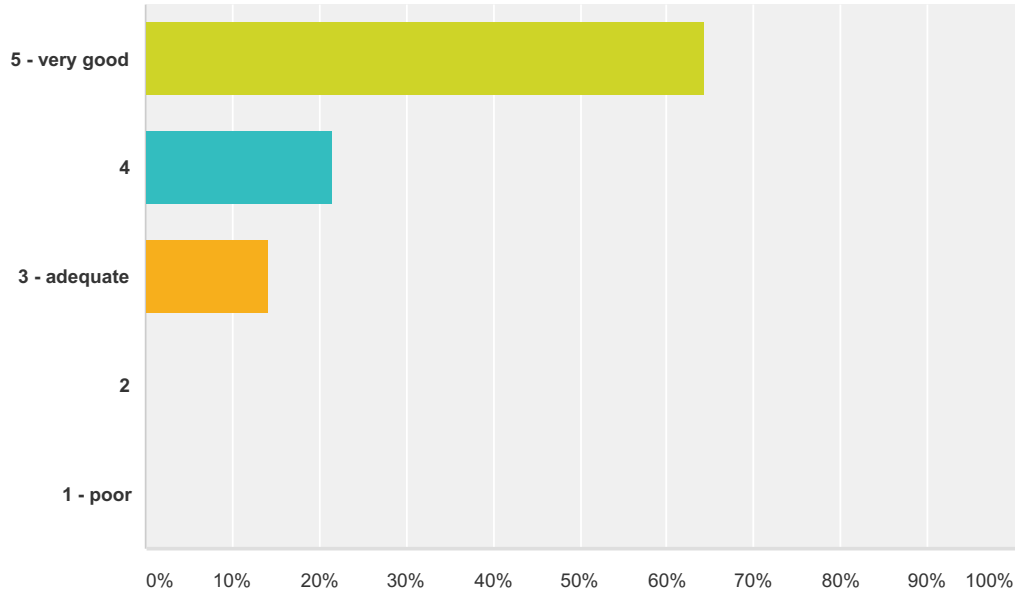
Answered: 14 Skipped: 1



Answer Choices	Responses	
5 - very good	50.00%	7
4	35.71%	5
3 - adequate	14.29%	2
2	0.00%	0
1 - poor	0.00%	0
<b>Total</b>		<b>14</b>

**Q24 The supervised, field-based experiences (i.e., practicum/ internship) overall**

Answered: 14 Skipped: 1

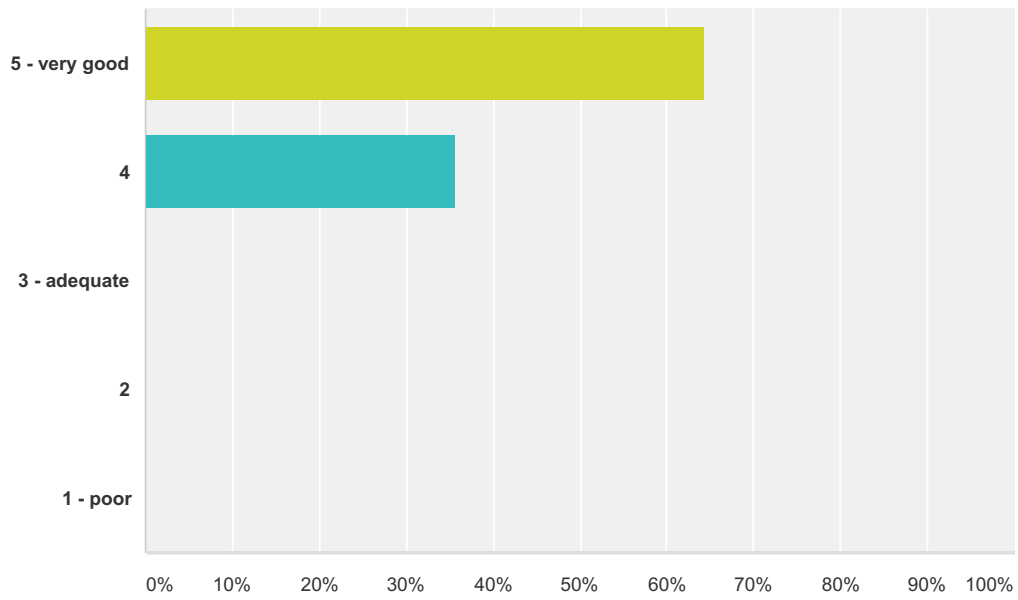


Answer Choices	Responses	
5 - very good	64.29%	9
4	21.43%	3
3 - adequate	14.29%	2
2	0.00%	0
1 - poor	0.00%	0
<b>Total</b>		<b>14</b>



### Q25 The sites available for supervised field experiences

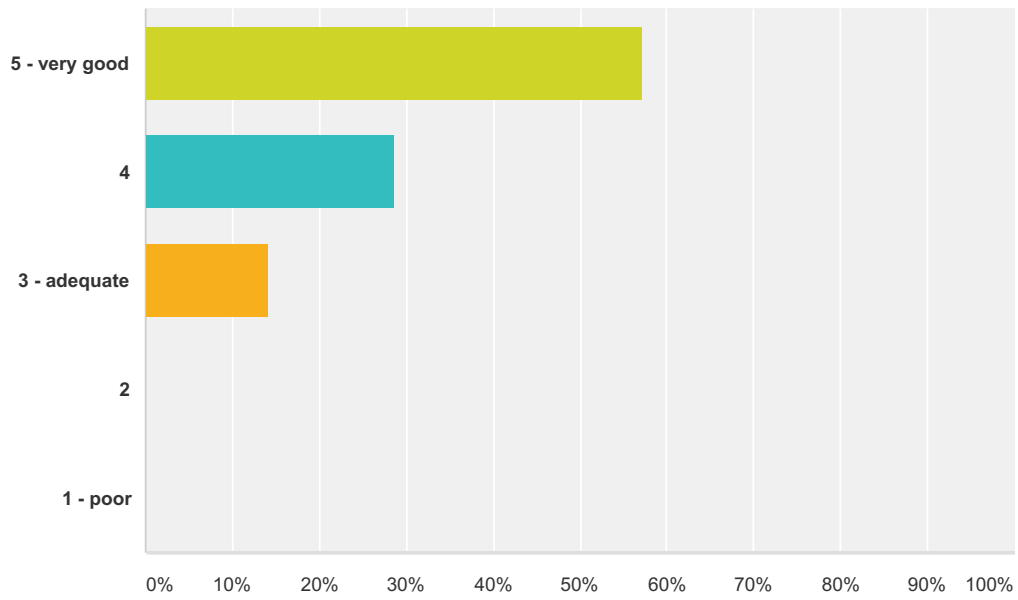
Answered: 14 Skipped: 1



Answer Choices	Responses	Count
5 - very good	64.29%	9
4	35.71%	5
3 - adequate	0.00%	0
2	0.00%	0
1 - poor	0.00%	0
<b>Total</b>		<b>14</b>

### Q26 The site supervisors for supervised field experiences

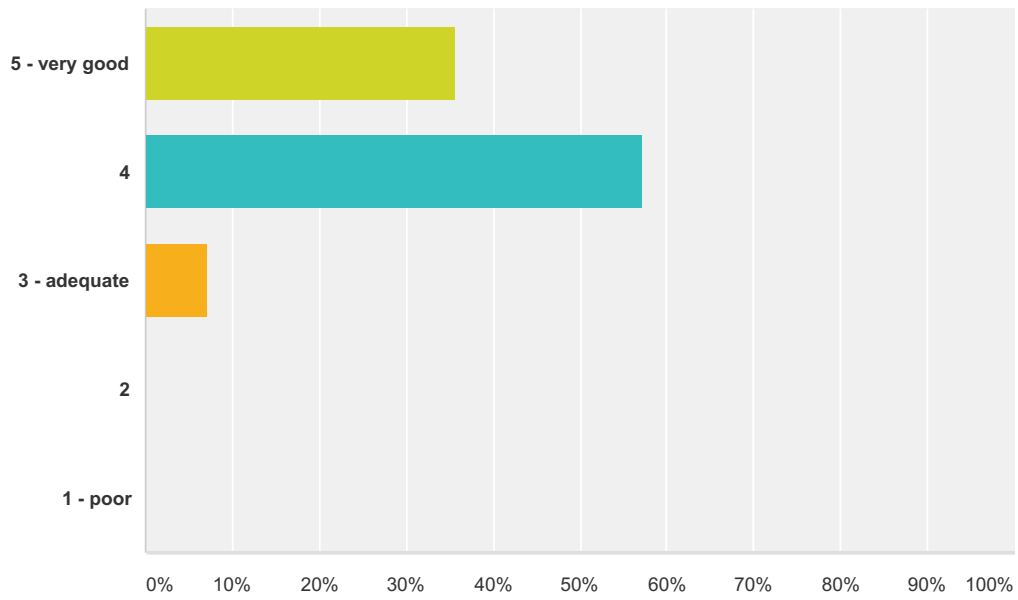
Answered: 14 Skipped: 1



Answer Choices	Responses	
5 - very good	57.14%	8
4	28.57%	4
3 - adequate	14.29%	2
2	0.00%	0
1 - poor	0.00%	0
<b>Total</b>		<b>14</b>

### Q27 The faculty supervisors for field experience courses and group supervision

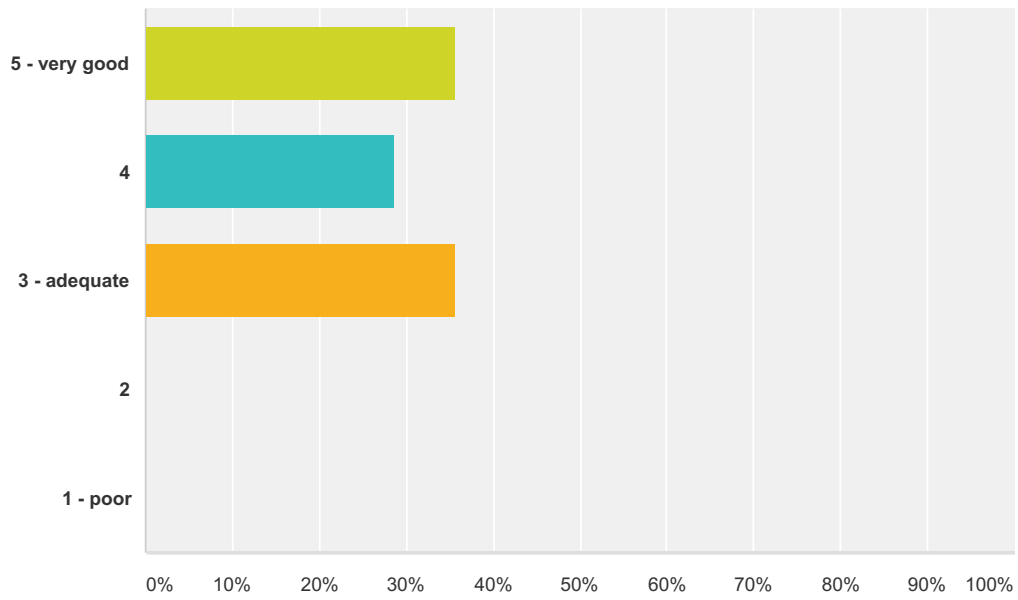
Answered: 14 Skipped: 1



Answer Choices	Responses	
5 - very good	35.71%	5
4	57.14%	8
3 - adequate	7.14%	1
2	0.00%	0
1 - poor	0.00%	0
<b>Total</b>		<b>14</b>

### Q28 The instructional, classroom (i.e., effectiveness)

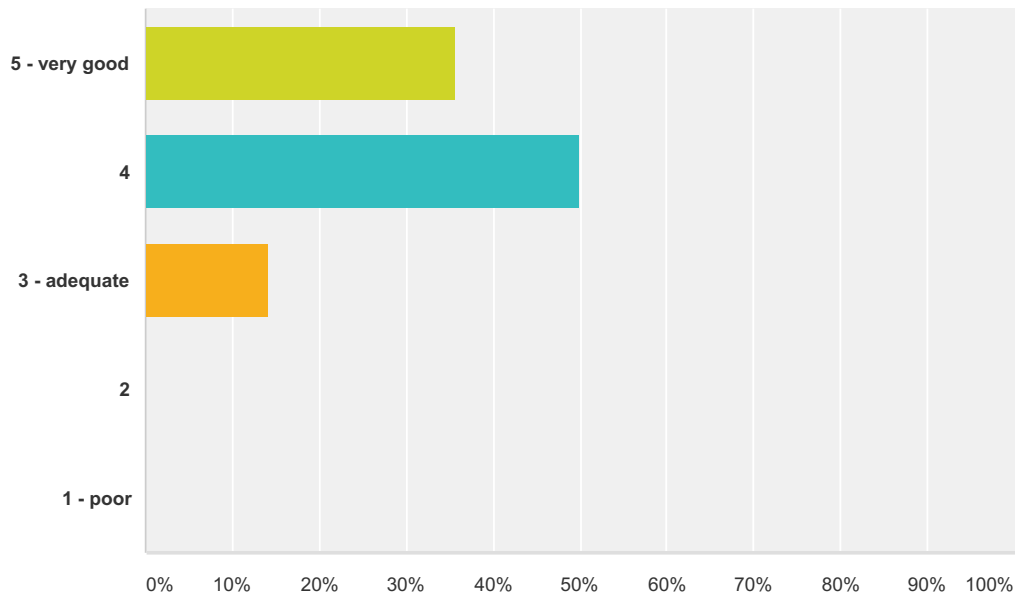
Answered: 14 Skipped: 1



Answer Choices	Responses	
5 - very good	35.71%	5
4	28.57%	4
3 - adequate	35.71%	5
2	0.00%	0
1 - poor	0.00%	0
<b>Total</b>		<b>14</b>

### Q29 The professional competence of the program faculty

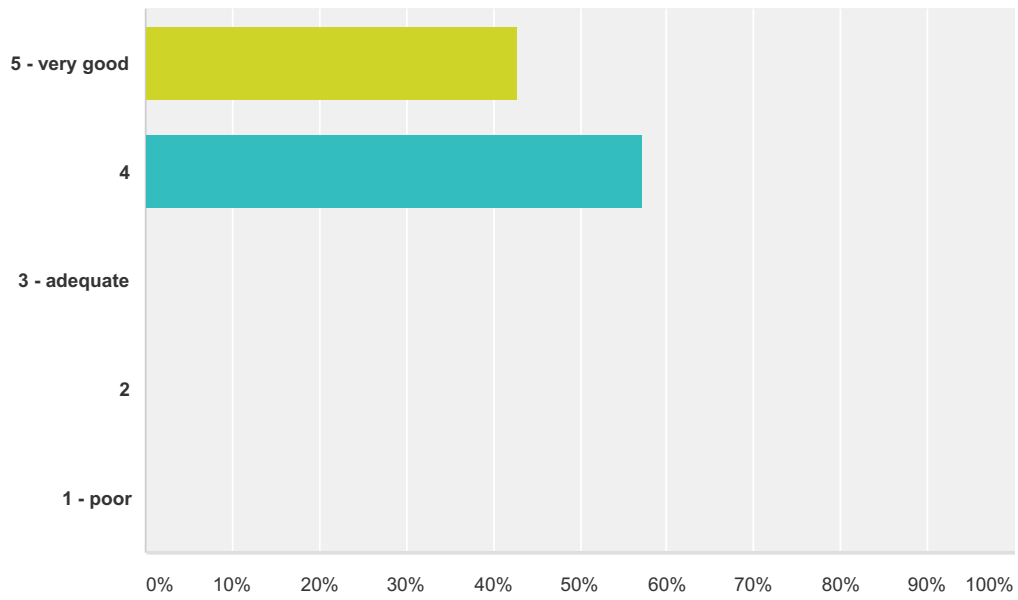
Answered: 14 Skipped: 1



Answer Choices	Responses
5 - very good	35.71% 5
4	50.00% 7
3 - adequate	14.29% 2
2	0.00% 0
1 - poor	0.00% 0
<b>Total</b>	<b>14</b>

### Q30 The accessibility/availability of the program faculty

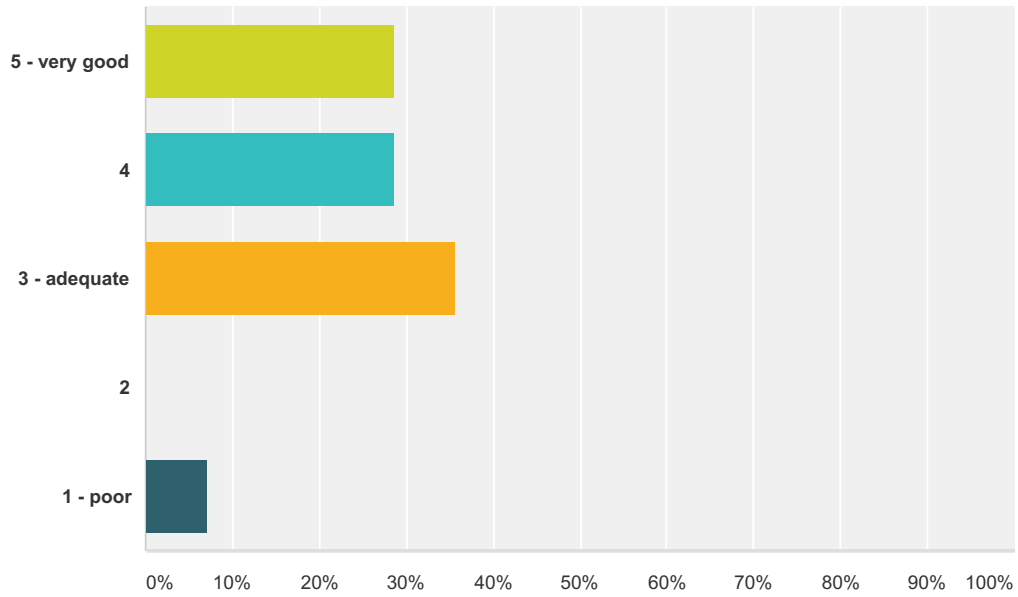
Answered: 14 Skipped: 1



Answer Choices	Responses	
5 - very good	42.86%	6
4	57.14%	8
3 - adequate	0.00%	0
2	0.00%	0
1 - poor	0.00%	0
<b>Total</b>		<b>14</b>

### Q31 The academic advising you received

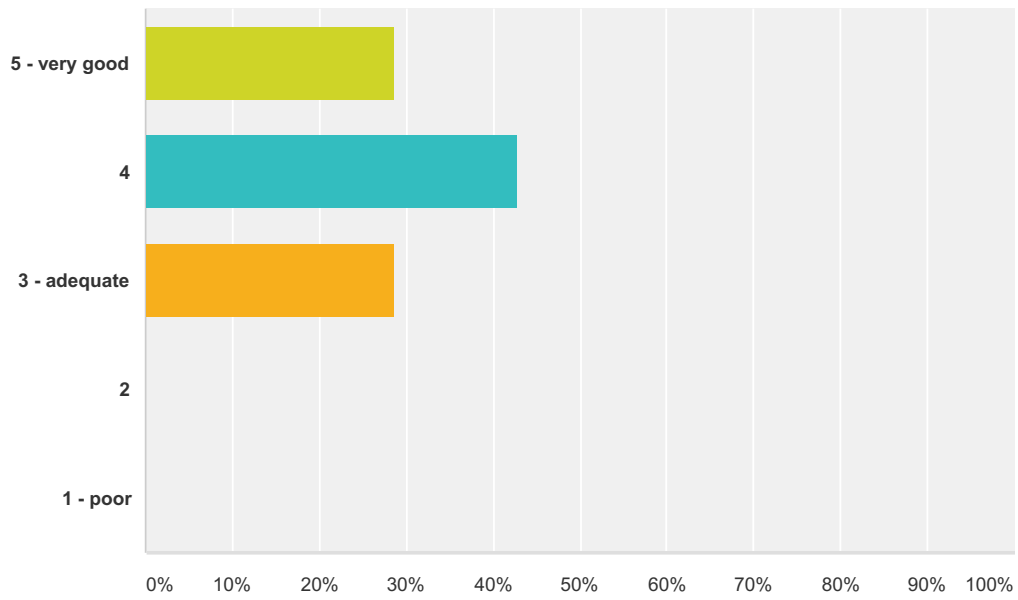
Answered: 14 Skipped: 1



Answer Choices	Responses	
5 - very good	28.57%	4
4	28.57%	4
3 - adequate	35.71%	5
2	0.00%	0
1 - poor	7.14%	1
<b>Total</b>		<b>14</b>

### Q32 The facilities and resources available for the program

Answered: 14 Skipped: 1

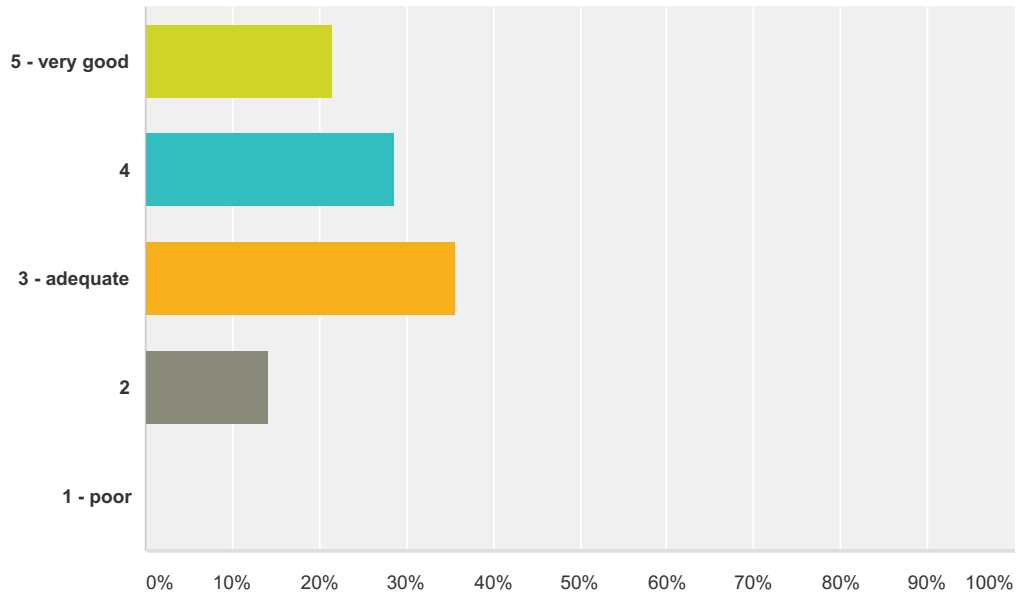


Answer Choices	Responses	
5 - very good	28.57%	4
4	42.86%	6
3 - adequate	28.57%	4
2	0.00%	0
1 - poor	0.00%	0
<b>Total</b>		<b>14</b>



### Q33 The faculty as mentors to you

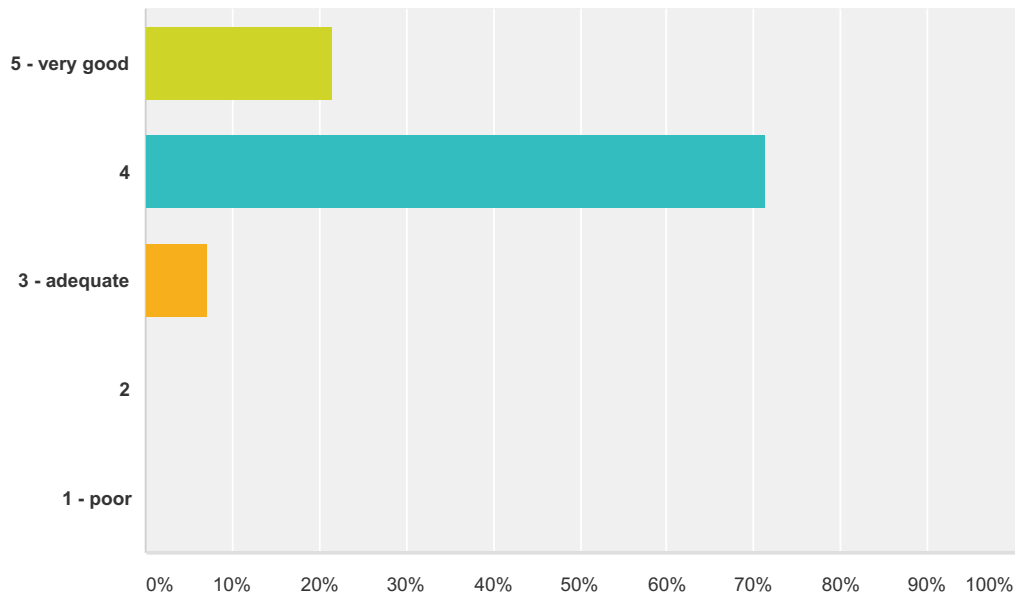
Answered: 14 Skipped: 1



Answer Choices	Responses	
5 - very good	21.43%	3
4	28.57%	4
3 - adequate	35.71%	5
2	14.29%	2
1 - poor	0.00%	0
<b>Total</b>		<b>14</b>

### Q34 The in-program student evaluation procedures

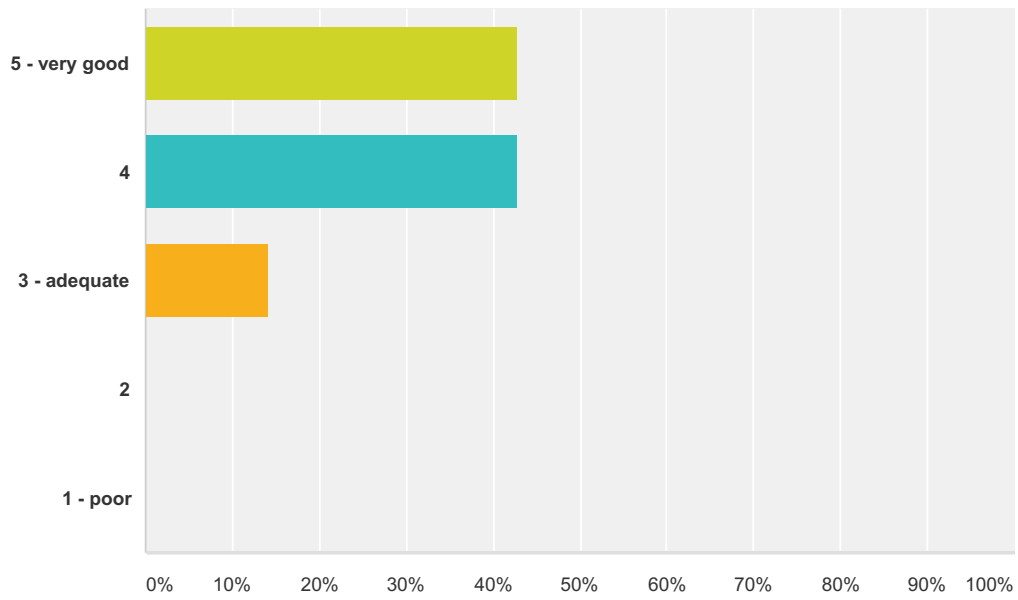
Answered: 14 Skipped: 1



Answer Choices	Responses
5 - very good	21.43% 3
4	71.43% 10
3 - adequate	7.14% 1
2	0.00% 0
1 - poor	0.00% 0
<b>Total</b>	<b>14</b>

### Q35 The duration (i.e., academic length) of the program

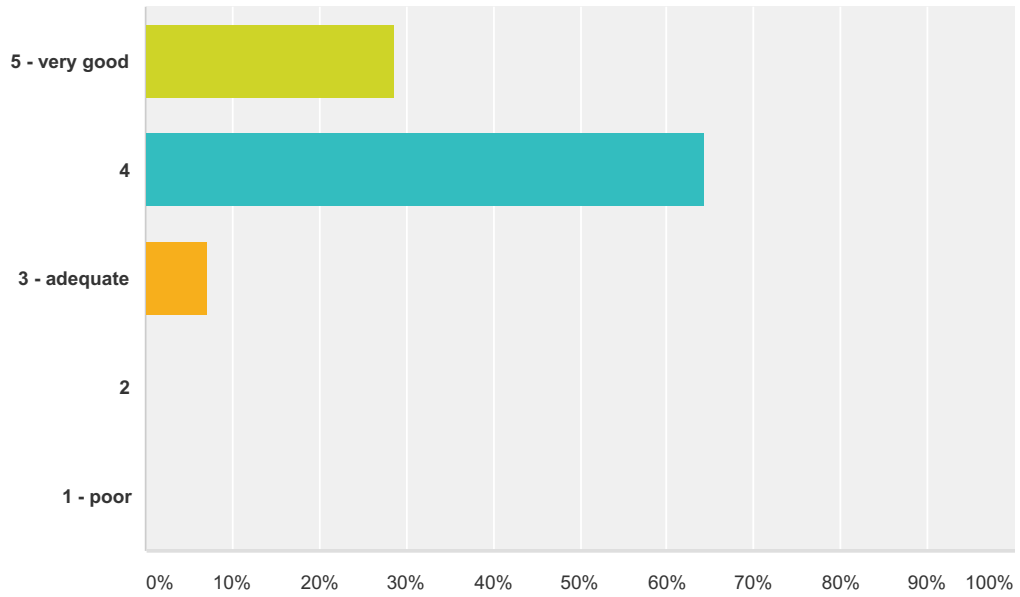
Answered: 14 Skipped: 1



Answer Choices	Responses
5 - very good	42.86% 6
4	42.86% 6
3 - adequate	14.29% 2
2	0.00% 0
1 - poor	0.00% 0
<b>Total</b>	<b>14</b>

### Q36 Ethical and legal issues in counseling

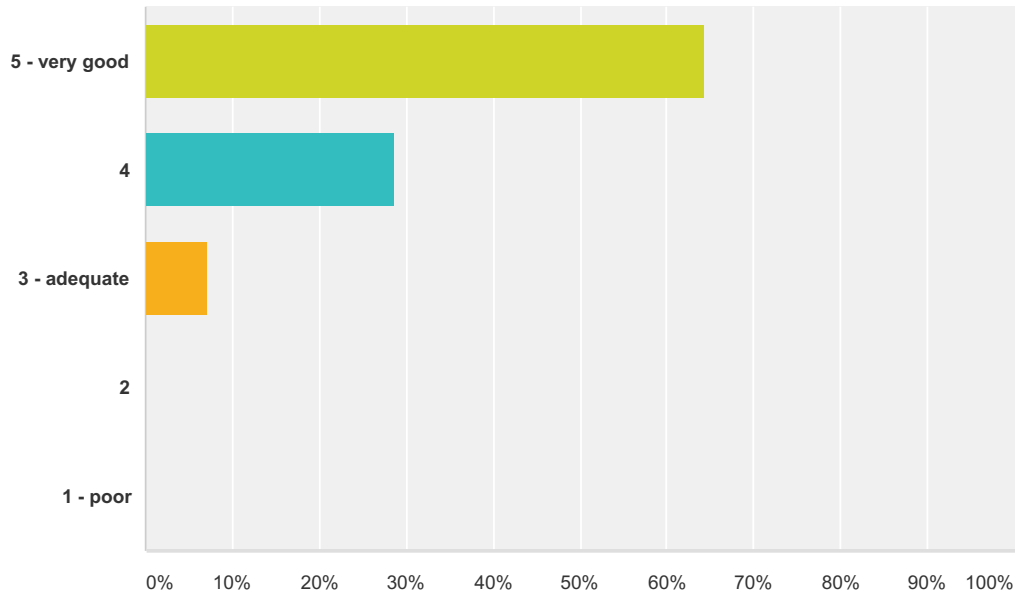
Answered: 14 Skipped: 1



Answer Choices	Responses	
5 - very good	28.57%	4
4	64.29%	9
3 - adequate	7.14%	1
2	0.00%	0
1 - poor	0.00%	0
<b>Total</b>		<b>14</b>

### Q37 Theories of counseling

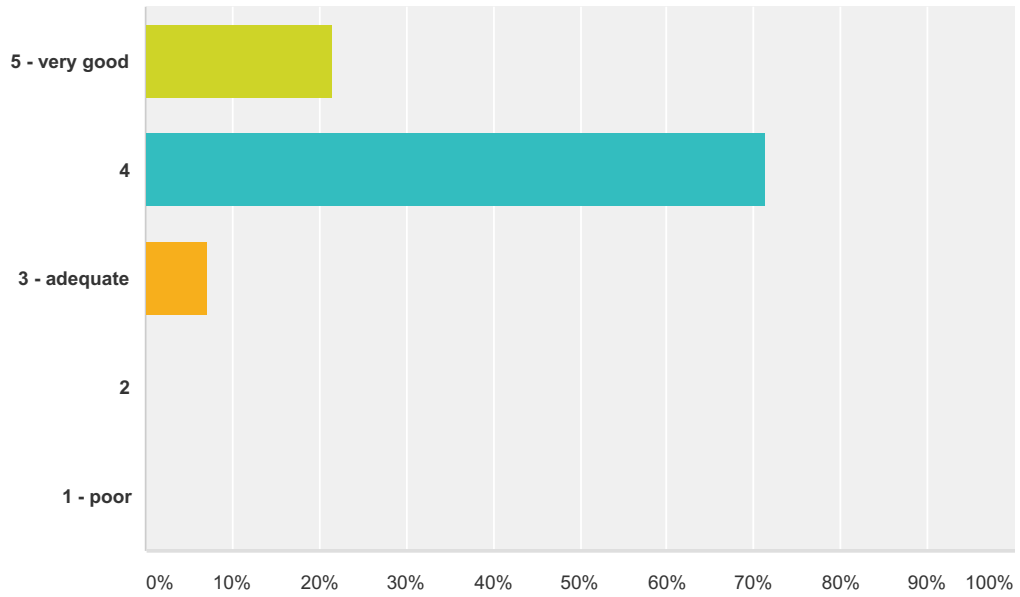
Answered: 14 Skipped: 1



Answer Choices	Responses	
5 - very good	64.29%	9
4	28.57%	4
3 - adequate	7.14%	1
2	0.00%	0
1 - poor	0.00%	0
<b>Total</b>		<b>14</b>

### Q38 Small group dynamics and counseling

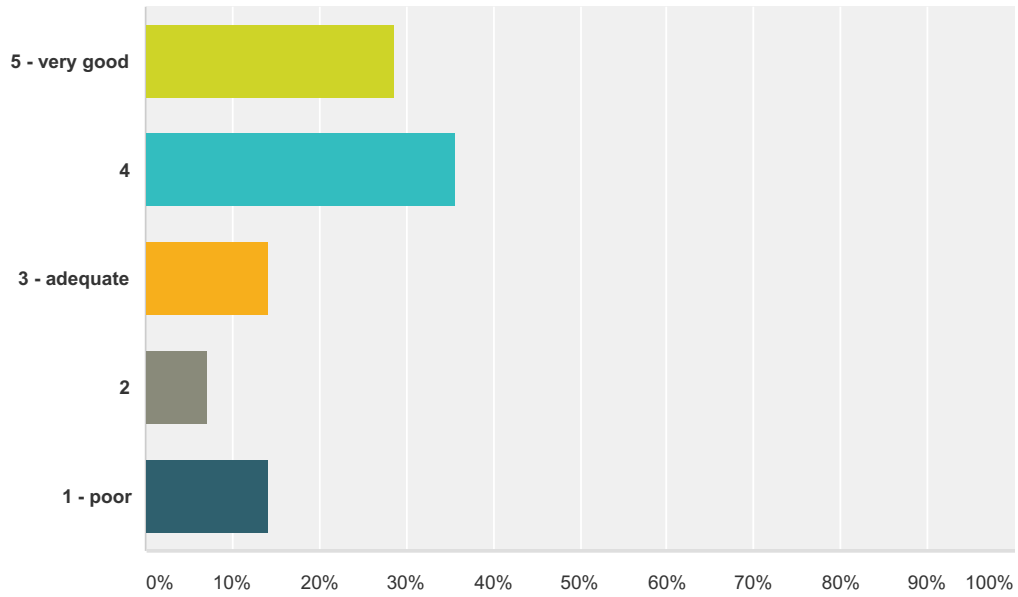
Answered: 14 Skipped: 1



Answer Choices	Responses	
5 - very good	21.43%	3
4	71.43%	10
3 - adequate	7.14%	1
2	0.00%	0
1 - poor	0.00%	0
<b>Total</b>		<b>14</b>

### Q39 Multicultural counseling

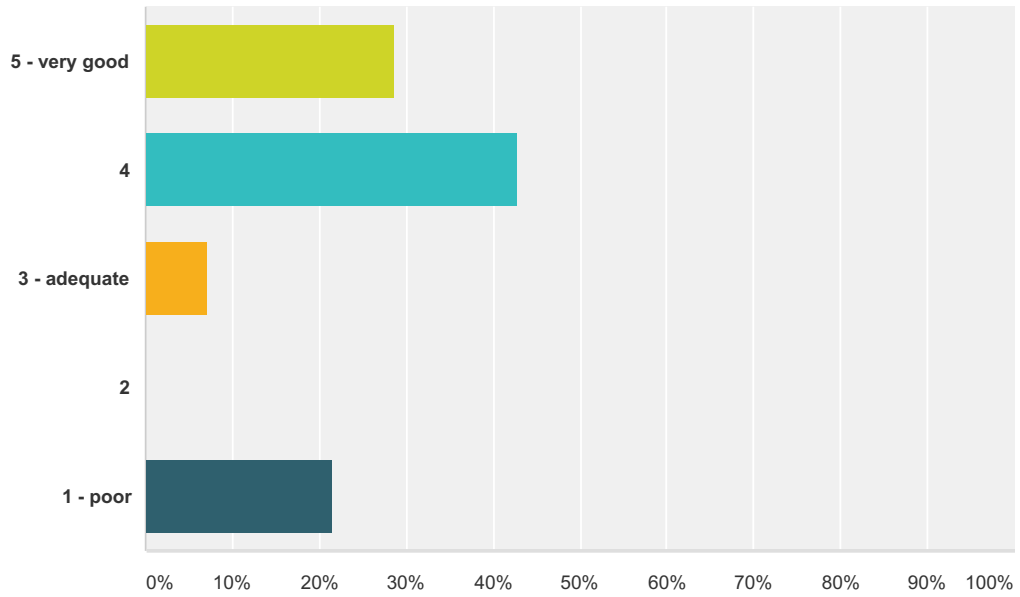
Answered: 14 Skipped: 1



Answer Choices	Responses	
5 - very good	28.57%	4
4	35.71%	5
3 - adequate	14.29%	2
2	7.14%	1
1 - poor	14.29%	2
<b>Total</b>		<b>14</b>

### Q40 Career and lifestyle counseling

Answered: 14 Skipped: 1

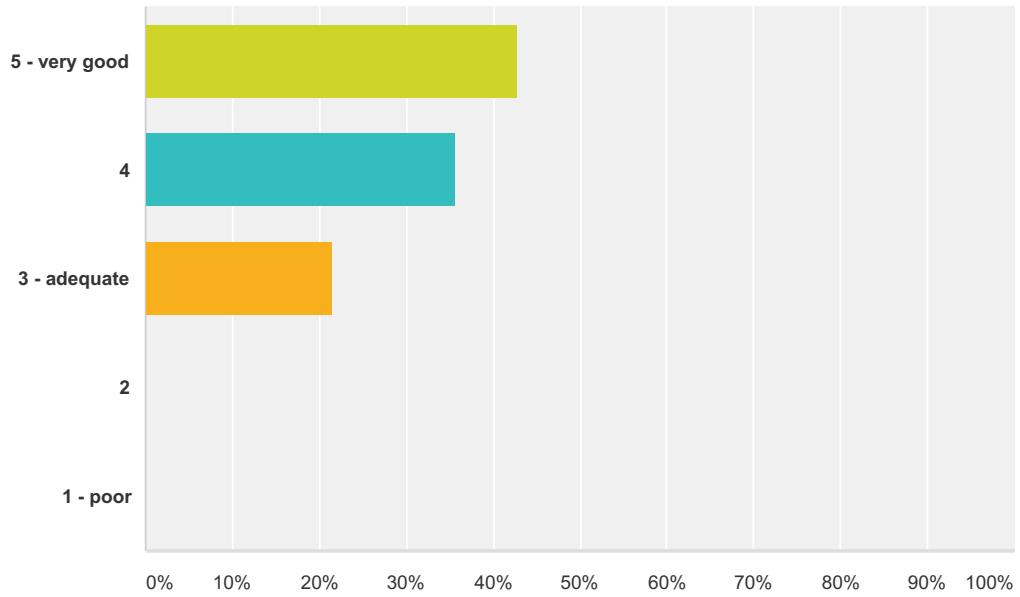


Answer Choices	Responses	
5 - very good	28.57%	4
4	42.86%	6
3 - adequate	7.14%	1
2	0.00%	0
1 - poor	21.43%	3
<b>Total</b>		<b>14</b>



### Q41 Human growth and development

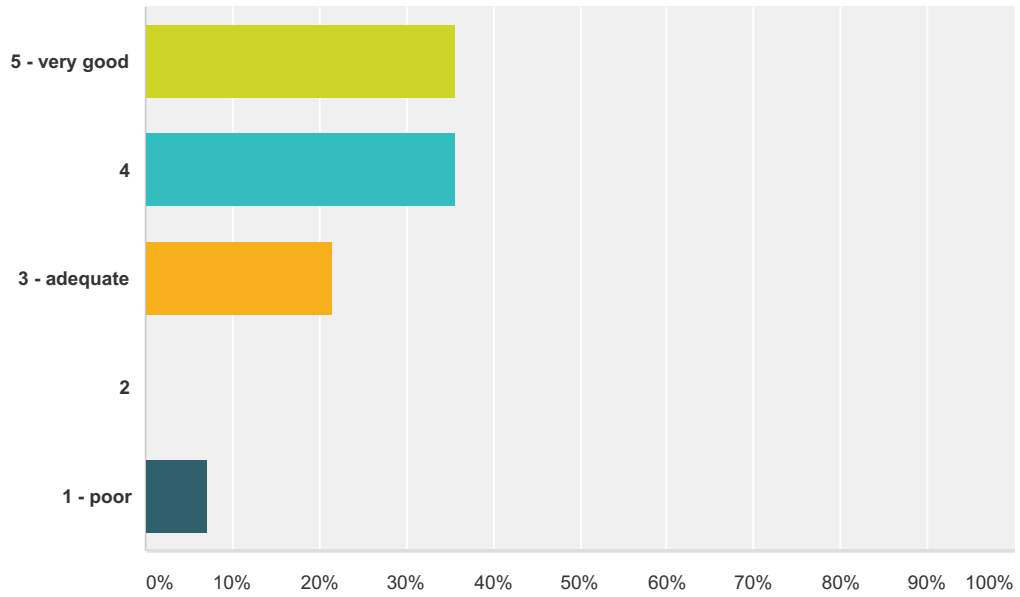
Answered: 14 Skipped: 1



Answer Choices	Responses	
5 - very good	42.86%	6
4	35.71%	5
3 - adequate	21.43%	3
2	0.00%	0
1 - poor	0.00%	0
<b>Total</b>		<b>14</b>

### Q42 Professional credentialing

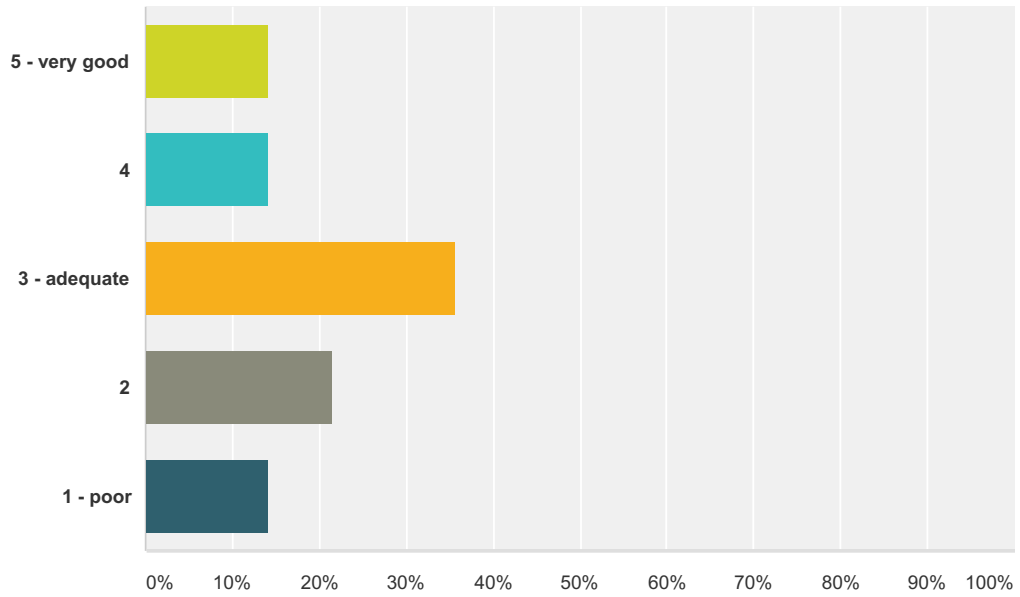
Answered: 14 Skipped: 1



Answer Choices	Responses	
5 - very good	35.71%	5
4	35.71%	5
3 - adequate	21.43%	3
2	0.00%	0
1 - poor	7.14%	1
<b>Total</b>		<b>14</b>

### Q43 Standardized (i.e., group) testing

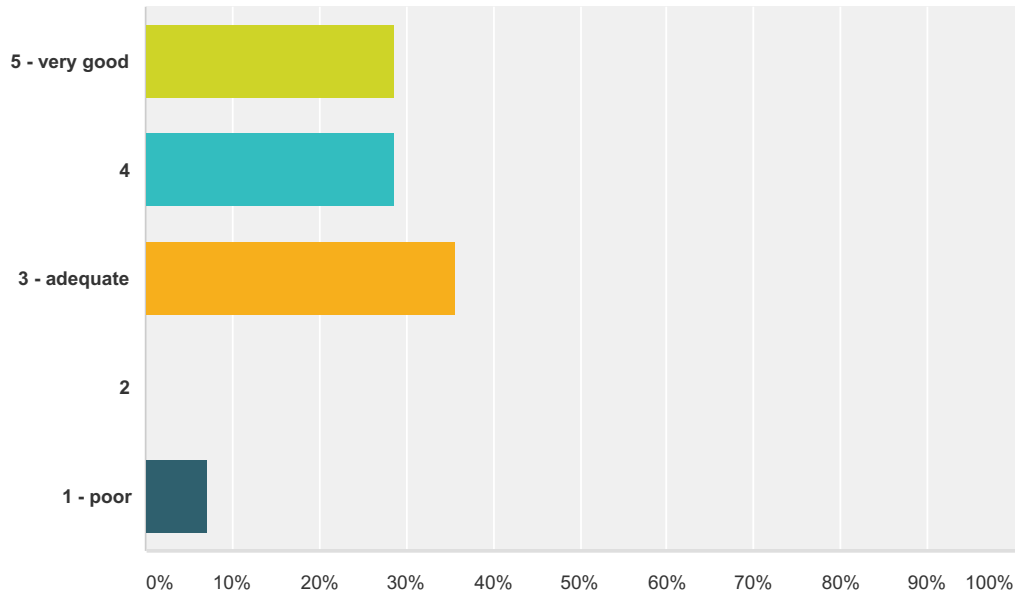
Answered: 14 Skipped: 1



Answer Choices	Responses	
5 - very good	14.29%	2
4	14.29%	2
3 - adequate	35.71%	5
2	21.43%	3
1 - poor	14.29%	2
<b>Total</b>		<b>14</b>

### Q44 Large group dynamics and counseling

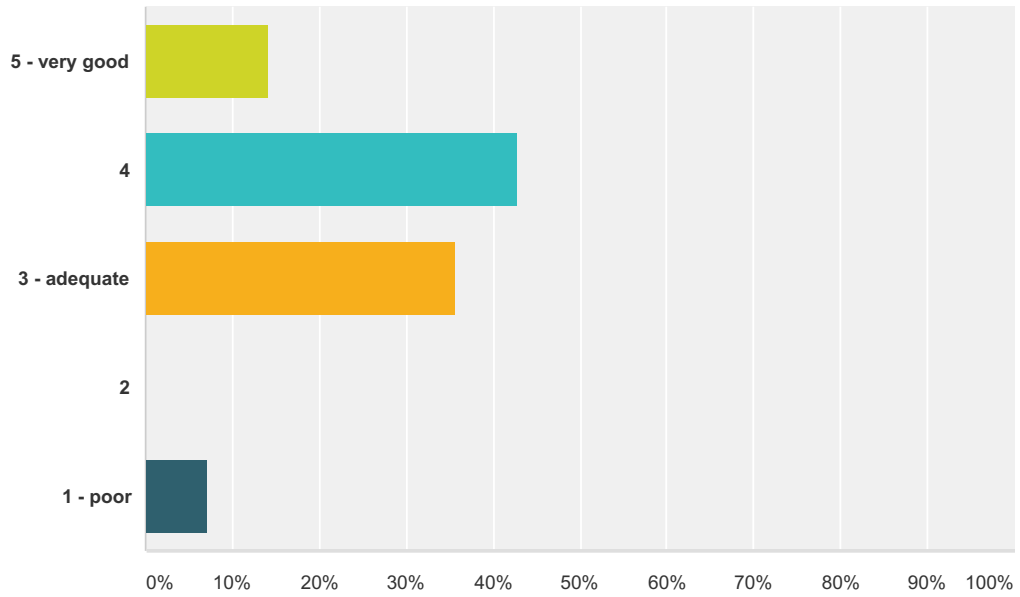
Answered: 14 Skipped: 1



Answer Choices	Responses	
5 - very good	28.57%	4
4	28.57%	4
3 - adequate	35.71%	5
2	0.00%	0
1 - poor	7.14%	1
<b>Total</b>		<b>14</b>

### Q45 Consultation

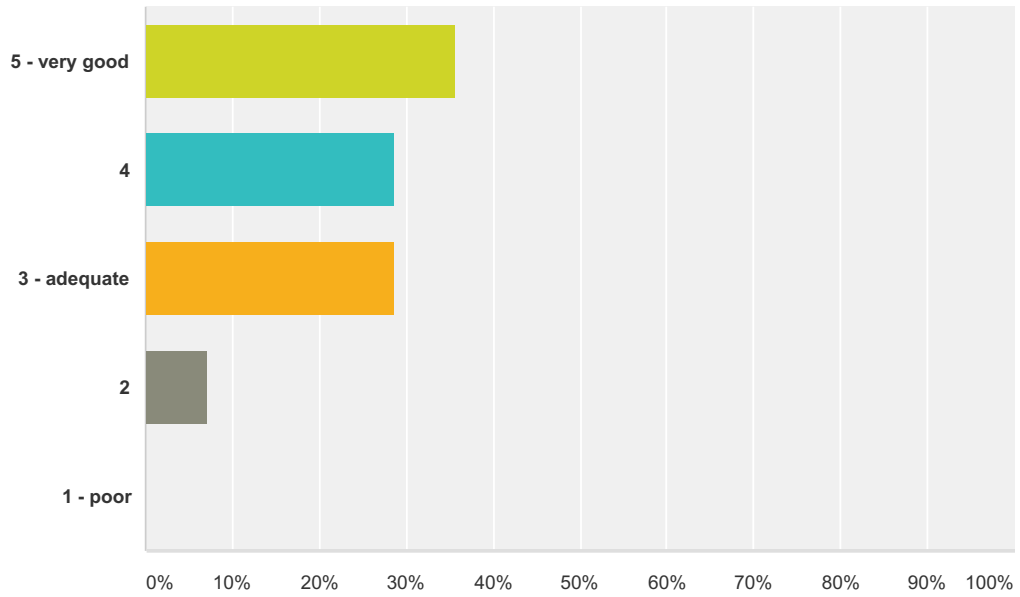
Answered: 14 Skipped: 1



Answer Choices	Responses	
5 - very good	14.29%	2
4	42.86%	6
3 - adequate	35.71%	5
2	0.00%	0
1 - poor	7.14%	1
<b>Total</b>		<b>14</b>

### Q46 Crisis intervention/counseling

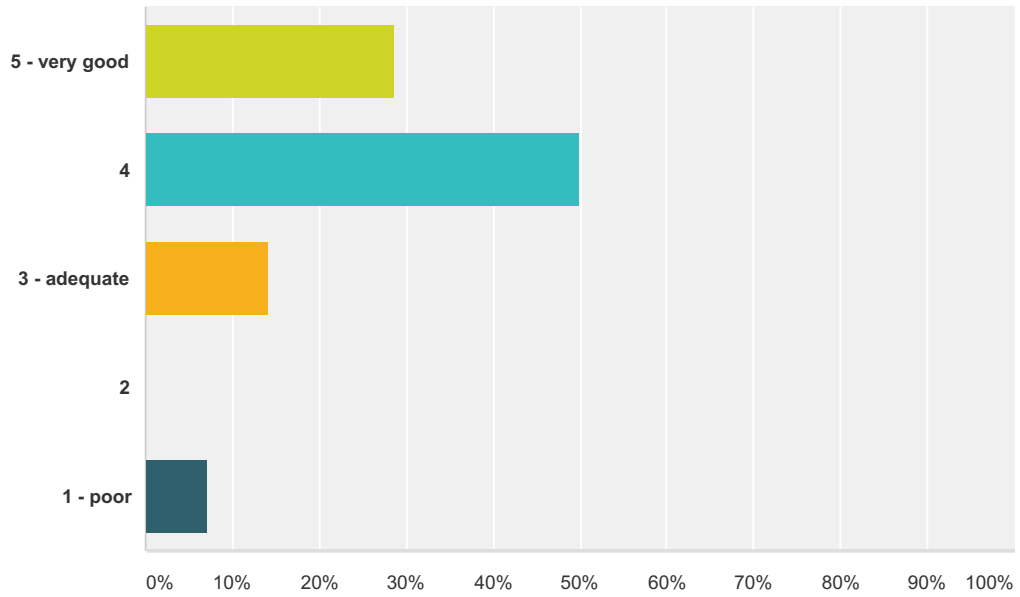
Answered: 14 Skipped: 1



Answer Choices	Responses	
5 - very good	35.71%	5
4	28.57%	4
3 - adequate	28.57%	4
2	7.14%	1
1 - poor	0.00%	0
<b>Total</b>		<b>14</b>

### Q47 Professional organizations

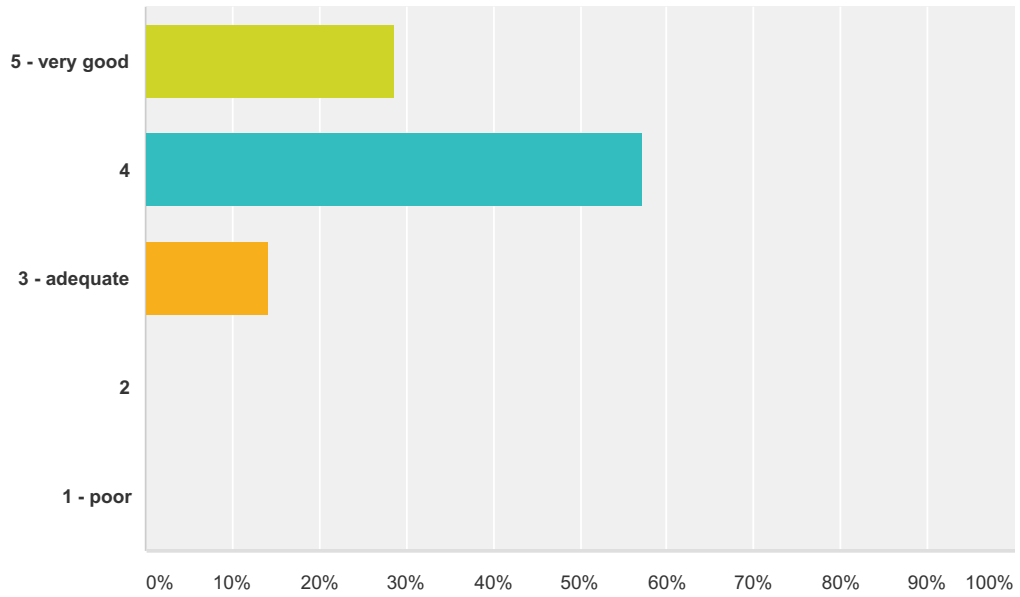
Answered: 14 Skipped: 1



Answer Choices	Responses	
5 - very good	28.57%	4
4	50.00%	7
3 - adequate	14.29%	2
2	0.00%	0
1 - poor	7.14%	1
<b>Total</b>		<b>14</b>

### Q48 Program evaluation

Answered: 14 Skipped: 1

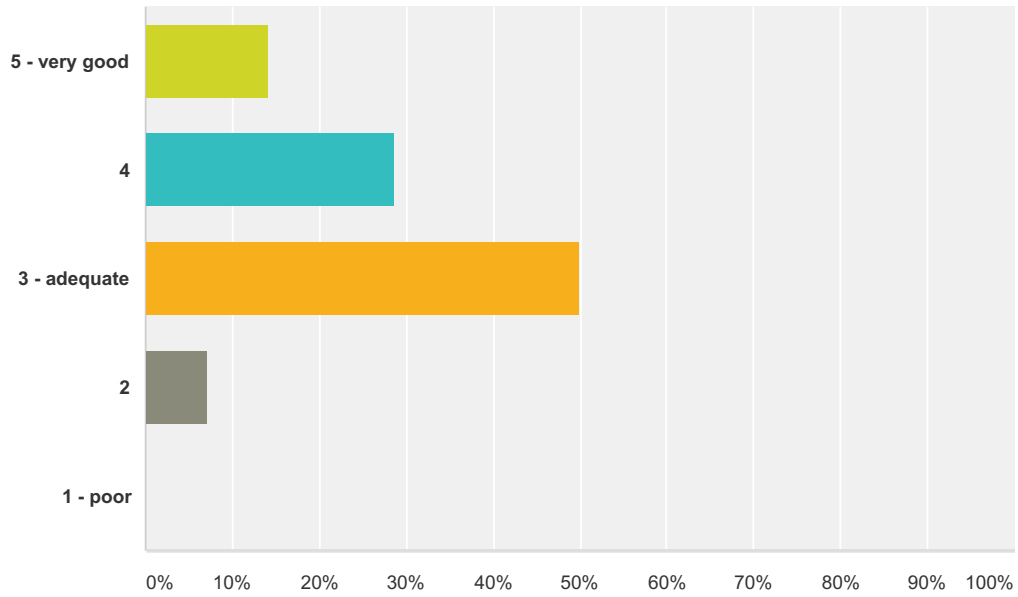


Answer Choices	Responses	
5 - very good	28.57%	4
4	57.14%	8
3 - adequate	14.29%	2
2	0.00%	0
1 - poor	0.00%	0
<b>Total</b>		<b>14</b>



### Q49 Counseling persons with special needs

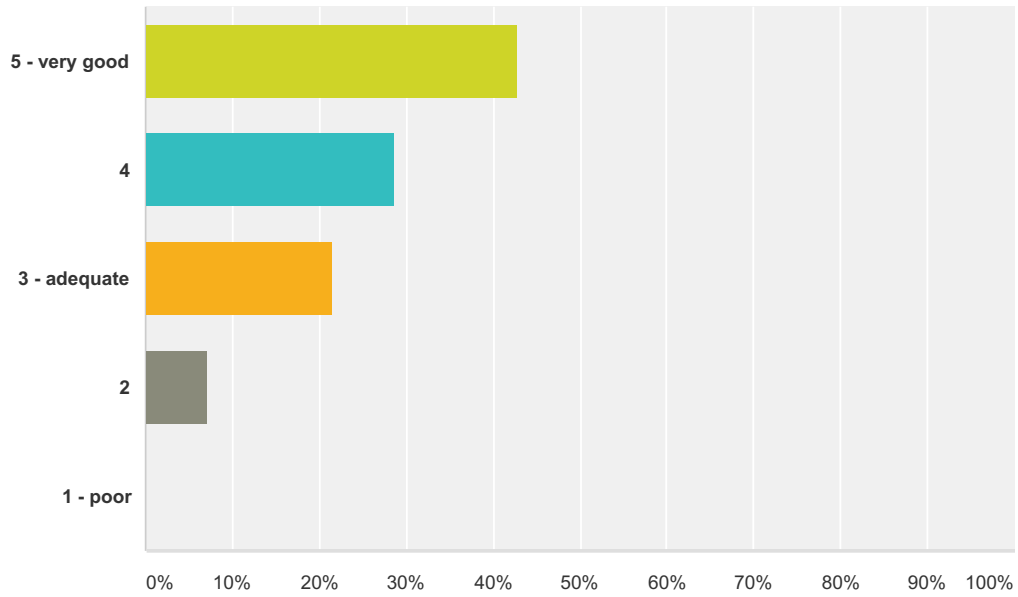
Answered: 14 Skipped: 1



Answer Choices	Responses	
5 - very good	14.29%	2
4	28.57%	4
3 - adequate	50.00%	7
2	7.14%	1
1 - poor	0.00%	0
<b>Total</b>		<b>14</b>

### Q50 Case conceptualization

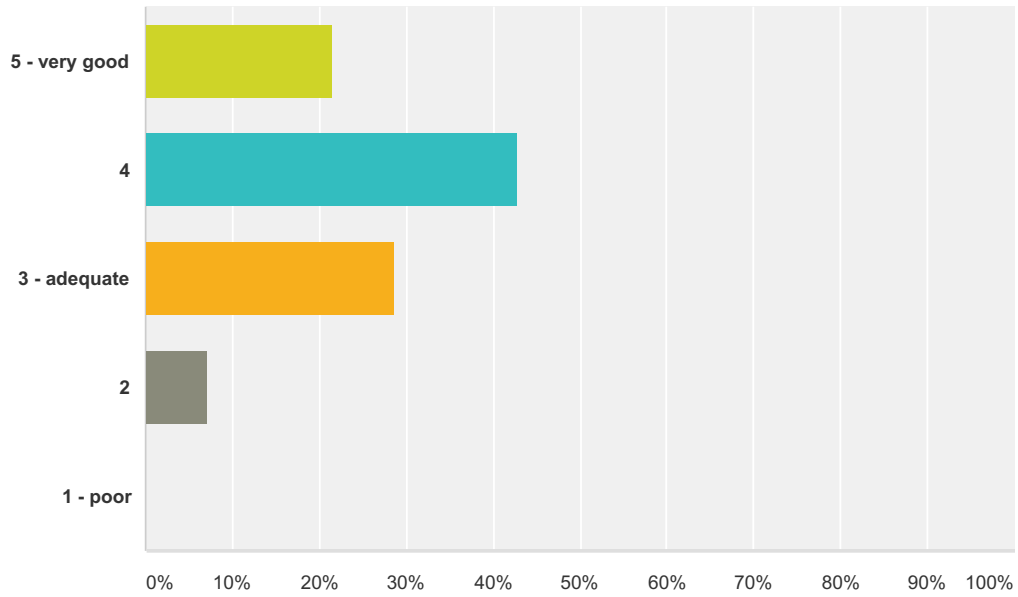
Answered: 14 Skipped: 1



Answer Choices	Responses	
5 - very good	42.86%	6
4	28.57%	4
3 - adequate	21.43%	3
2	7.14%	1
1 - poor	0.00%	0
<b>Total</b>		<b>14</b>

### Q51 Accountability procedures

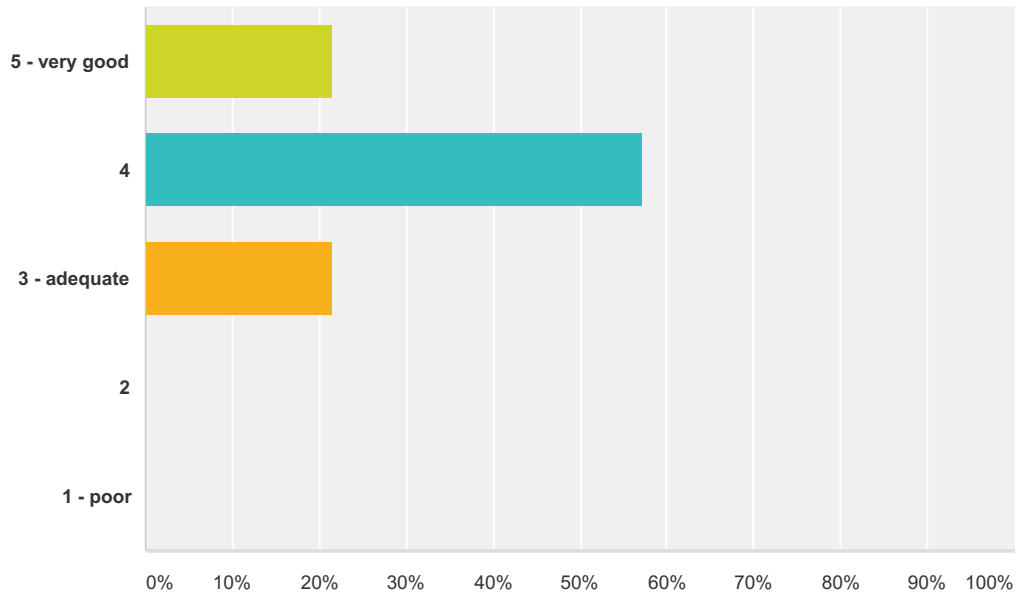
Answered: 14 Skipped: 1



Answer Choices	Responses	
5 - very good	21.43%	3
4	42.86%	6
3 - adequate	28.57%	4
2	7.14%	1
1 - poor	0.00%	0
<b>Total</b>		<b>14</b>

### Q52 Research and statistics

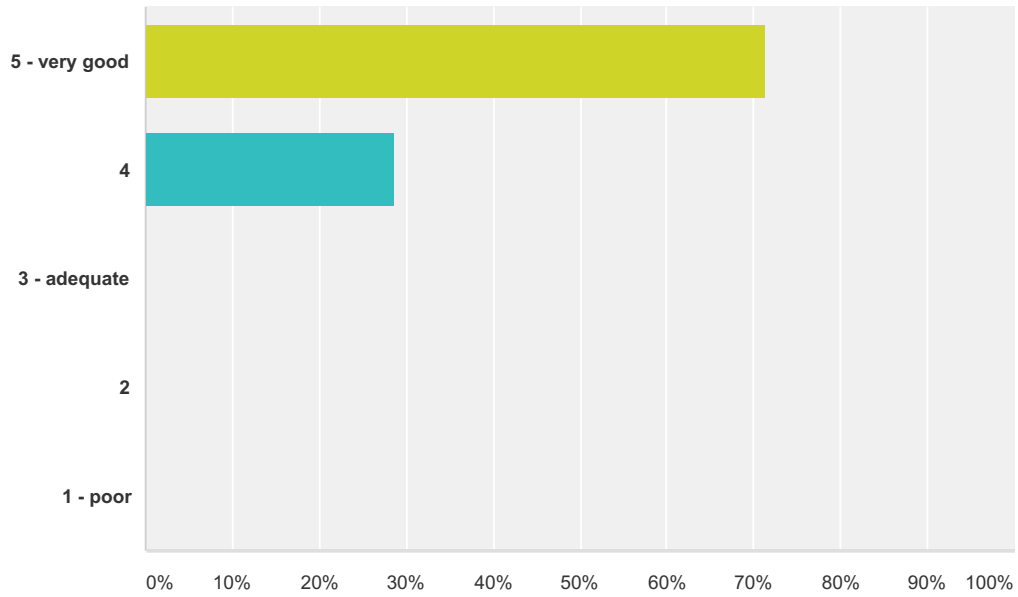
Answered: 14 Skipped: 1



Answer Choices	Responses	
5 - very good	21.43%	3
4	57.14%	8
3 - adequate	21.43%	3
2	0.00%	0
1 - poor	0.00%	0
<b>Total</b>		<b>14</b>

### Q53 Individual counseling

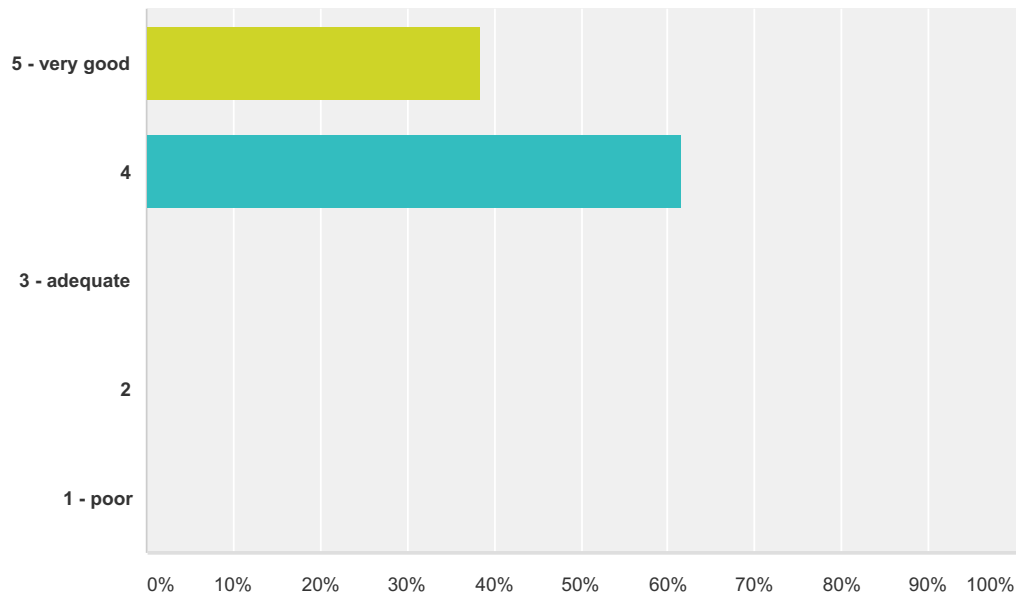
Answered: 14 Skipped: 1



Answer Choices	Responses	
5 - very good	71.43%	10
4	28.57%	4
3 - adequate	0.00%	0
2	0.00%	0
1 - poor	0.00%	0
<b>Total</b>		<b>14</b>

### Q54 Small group counseling

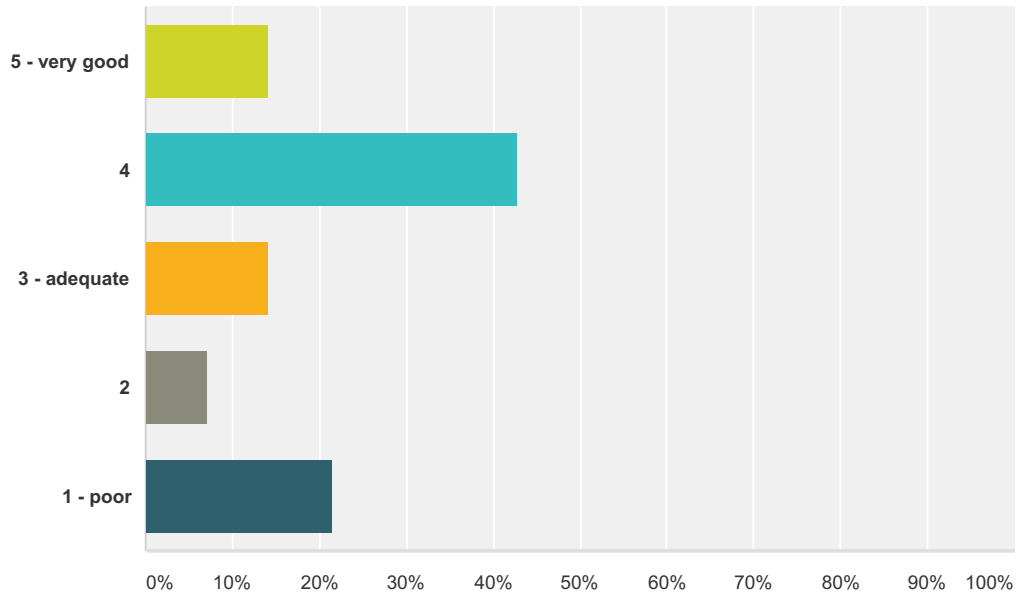
Answered: 13 Skipped: 2



Answer Choices	Responses	
5 - very good	38.46%	5
4	61.54%	8
3 - adequate	0.00%	0
2	0.00%	0
1 - poor	0.00%	0
<b>Total</b>		<b>13</b>

### Q55 Multicultural counseling

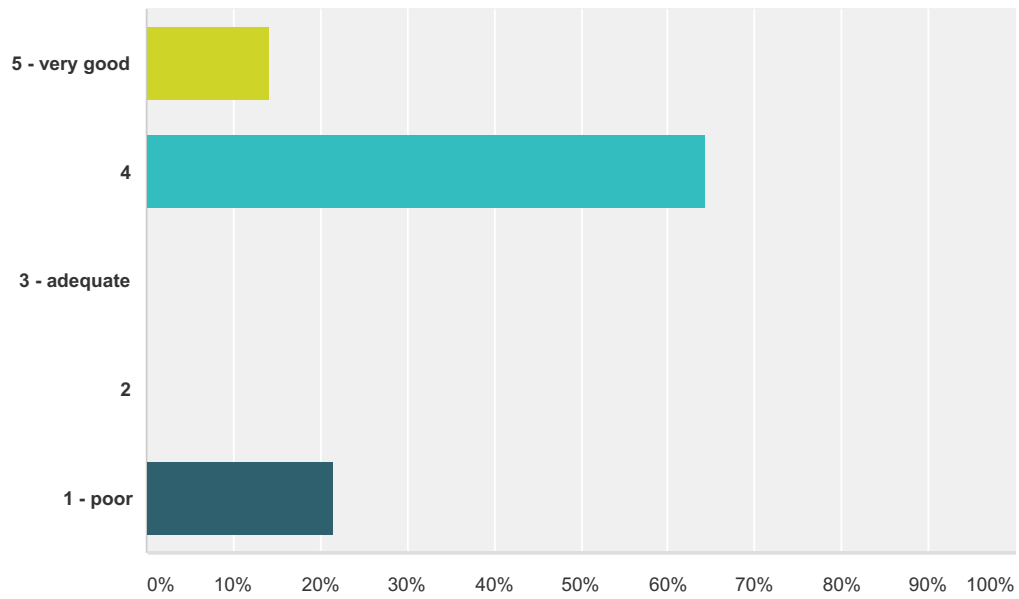
Answered: 14 Skipped: 1



Answer Choices	Responses	
5 - very good	14.29%	2
4	42.86%	6
3 - adequate	14.29%	2
2	7.14%	1
1 - poor	21.43%	3
<b>Total</b>		<b>14</b>

### Q56 Career and lifestyle counseling

Answered: 14 Skipped: 1

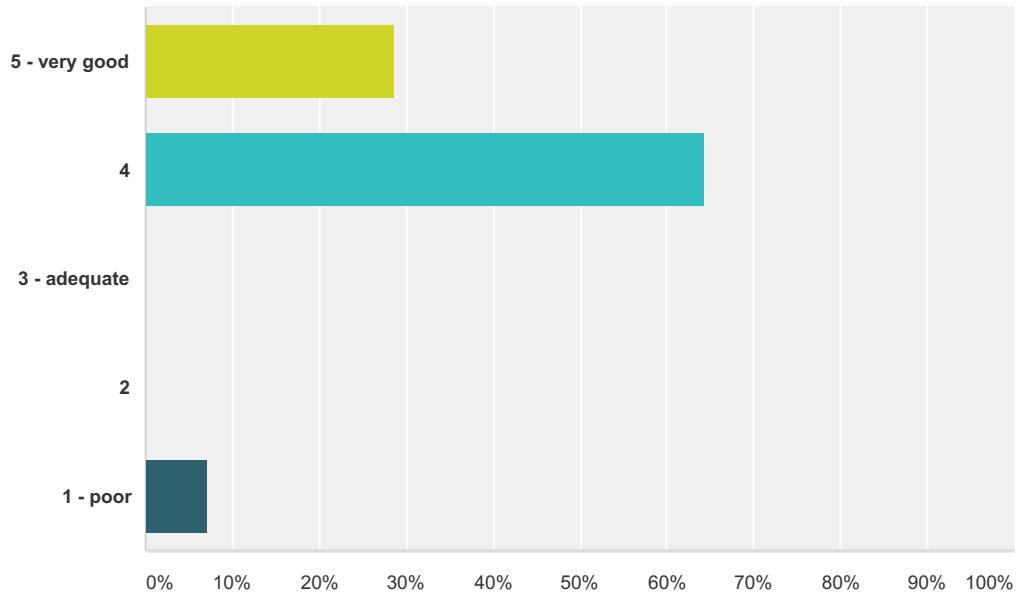


Answer Choices	Responses	
5 - very good	14.29%	2
4	64.29%	9
3 - adequate	0.00%	0
2	0.00%	0
1 - poor	21.43%	3
<b>Total</b>		<b>14</b>



### Q57 Large group counseling/guidance skills

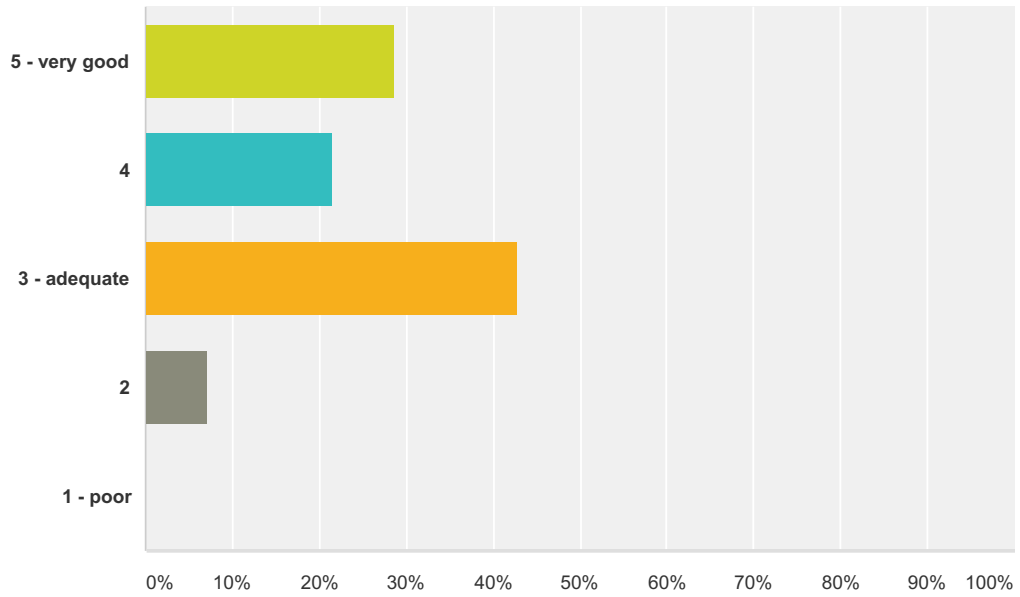
Answered: 14 Skipped: 1



Answer Choices	Responses	
5 - very good	28.57%	4
4	64.29%	9
3 - adequate	0.00%	0
2	0.00%	0
1 - poor	7.14%	1
<b>Total</b>		<b>14</b>

### Q58 Crisis intervention/counseling

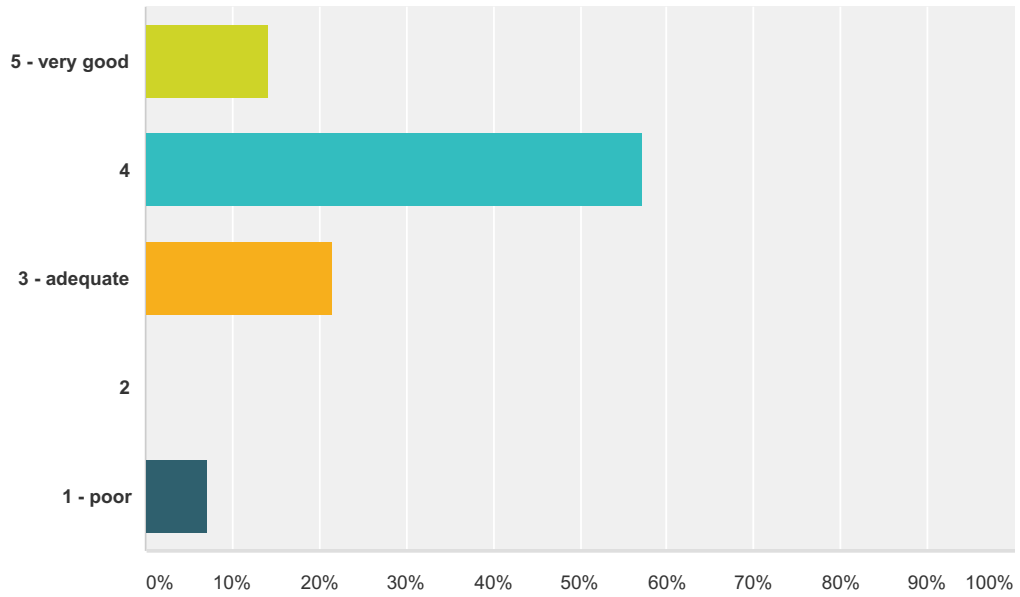
Answered: 14 Skipped: 1



Answer Choices	Responses	
5 - very good	28.57%	4
4	21.43%	3
3 - adequate	42.86%	6
2	7.14%	1
1 - poor	0.00%	0
<b>Total</b>		<b>14</b>

### Q59 Assessment

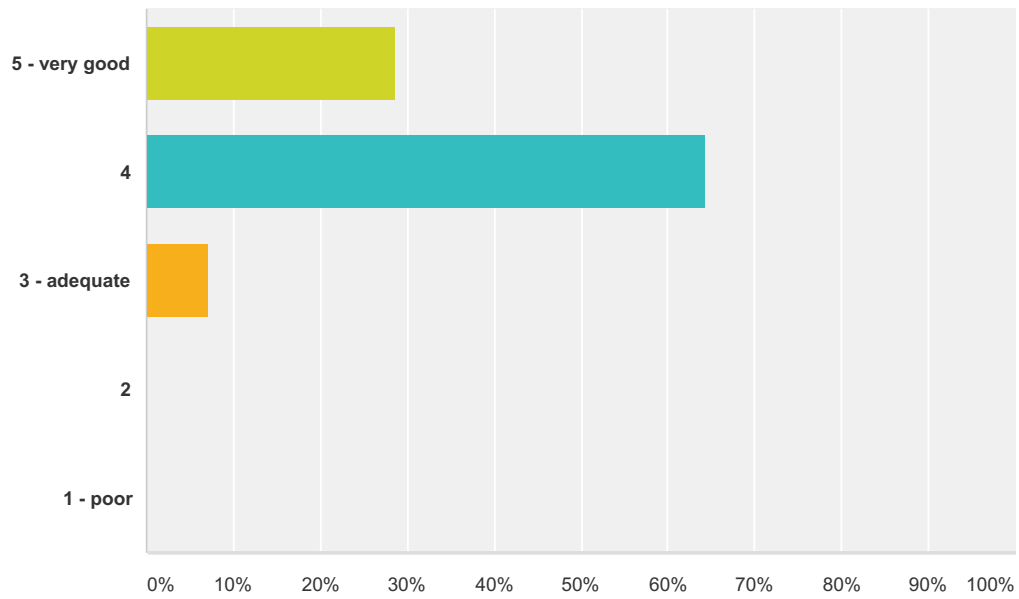
Answered: 14 Skipped: 1



Answer Choices	Responses	
5 - very good	14.29%	2
4	57.14%	8
3 - adequate	21.43%	3
2	0.00%	0
1 - poor	7.14%	1
<b>Total</b>		<b>14</b>

### Q60 Child and adolescent counseling

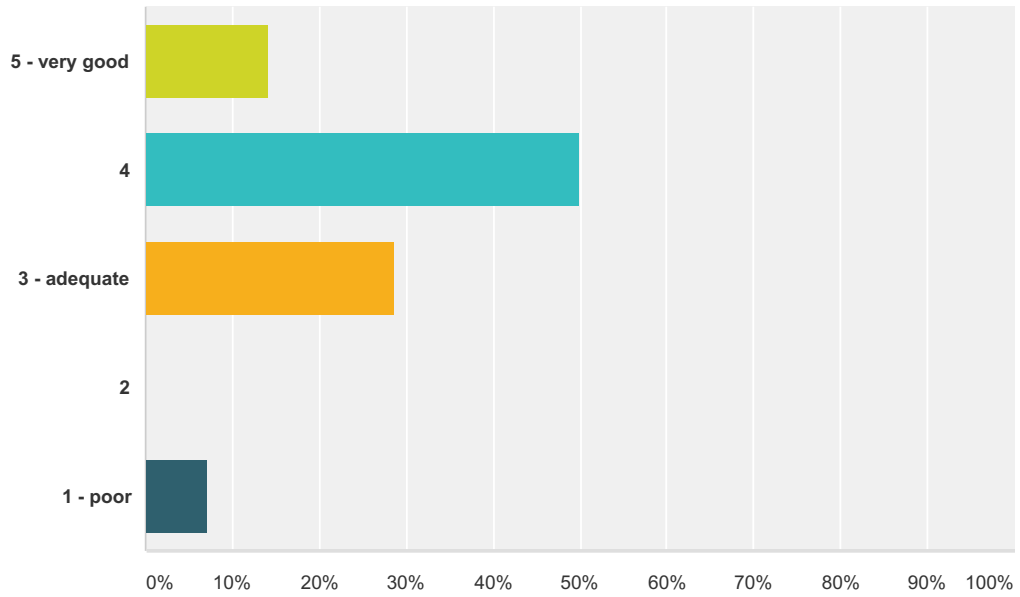
Answered: 14 Skipped: 1



Answer Choices	Responses	
5 - very good	28.57%	4
4	64.29%	9
3 - adequate	7.14%	1
2	0.00%	0
1 - poor	0.00%	0
<b>Total</b>		<b>14</b>

### Q61 Consultation

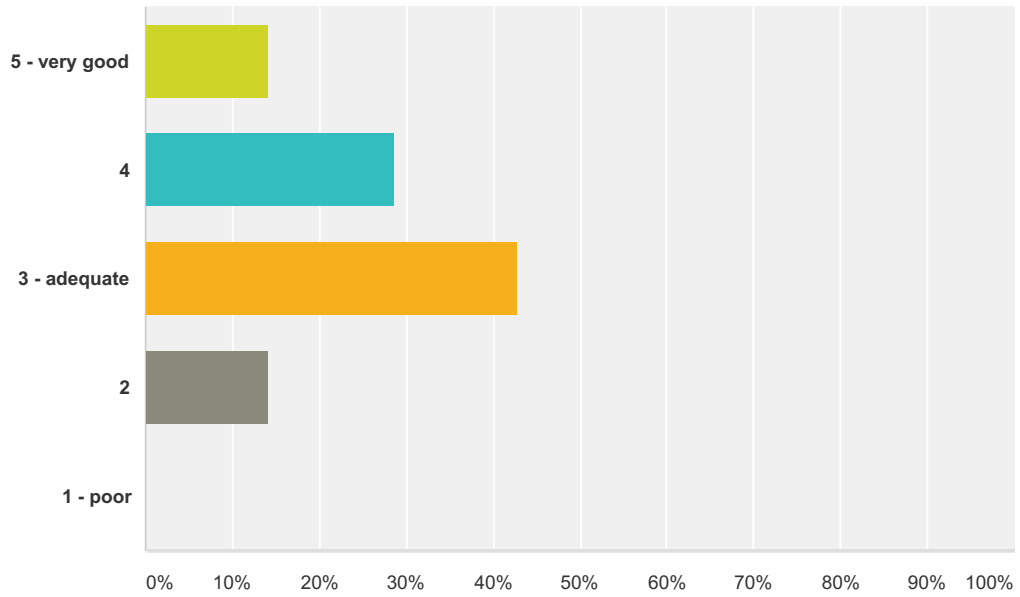
Answered: 14 Skipped: 1



Answer Choices	Responses	
5 - very good	14.29%	2
4	50.00%	7
3 - adequate	28.57%	4
2	0.00%	0
1 - poor	7.14%	1
<b>Total</b>		<b>14</b>

### Q62 Counseling persons with special needs

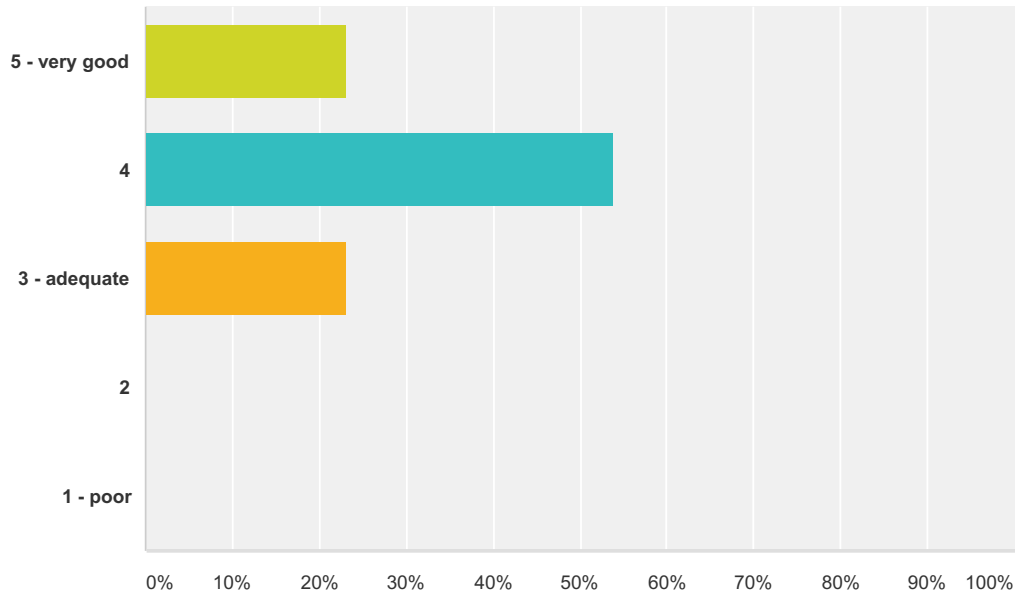
Answered: 14 Skipped: 1



Answer Choices	Responses	
5 - very good	14.29%	2
4	28.57%	4
3 - adequate	42.86%	6
2	14.29%	2
1 - poor	0.00%	0
<b>Total</b>		<b>14</b>

### Q63 Program evaluation

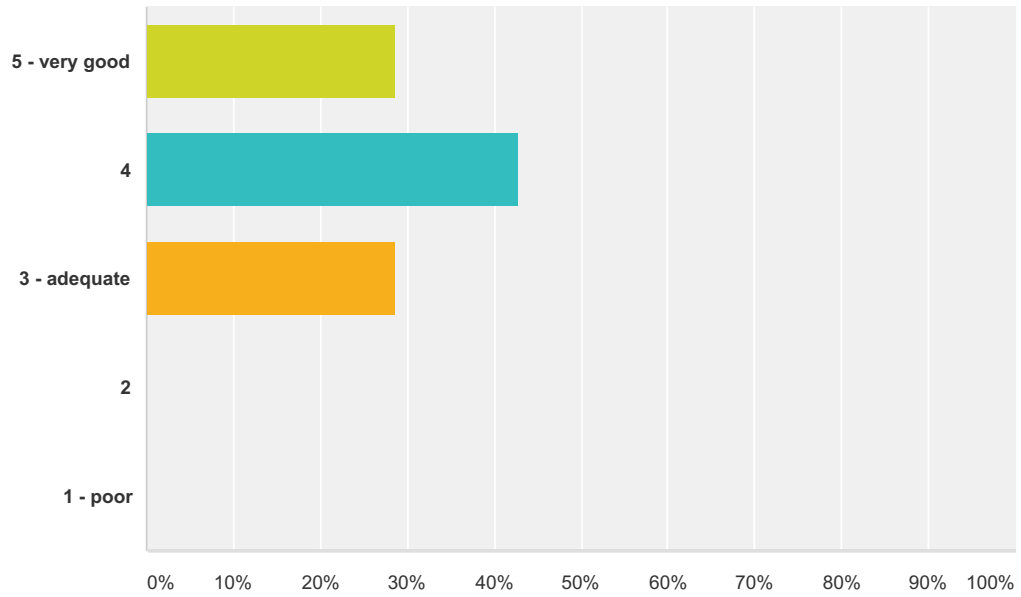
Answered: 13 Skipped: 2



Answer Choices	Responses
5 - very good	23.08% 3
4	53.85% 7
3 - adequate	23.08% 3
2	0.00% 0
1 - poor	0.00% 0
<b>Total</b>	<b>13</b>

### Q64 Accountability procedures

Answered: 14 Skipped: 1

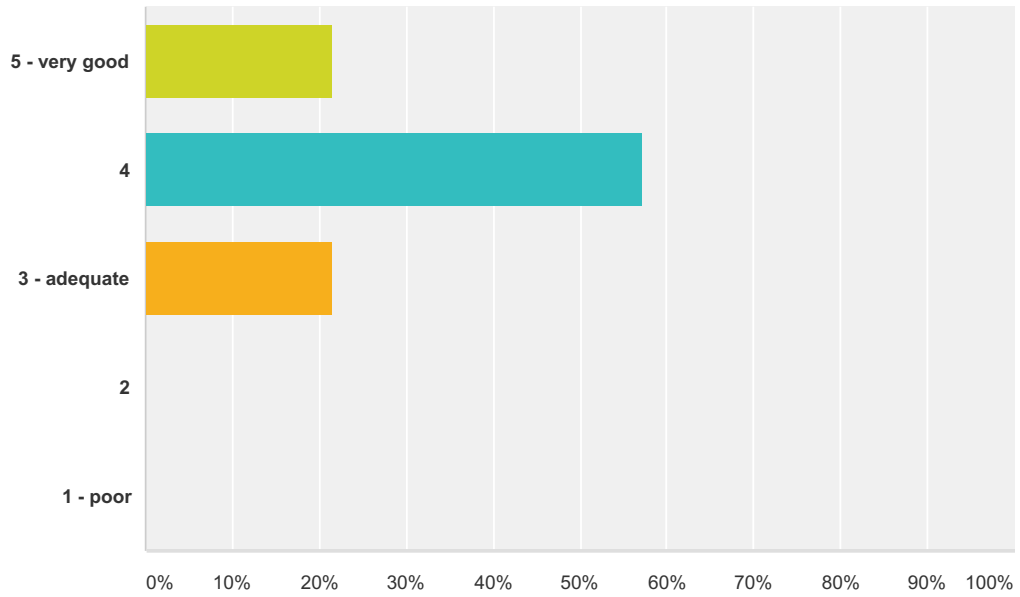


Answer Choices	Responses	
5 - very good	28.57%	4
4	42.86%	6
3 - adequate	28.57%	4
2	0.00%	0
1 - poor	0.00%	0
<b>Total</b>		<b>14</b>



### Q65 Research and statistics

Answered: 14 Skipped: 1



Answer Choices	Responses	
5 - very good	21.43%	3
4	57.14%	8
3 - adequate	21.43%	3
2	0.00%	0
1 - poor	0.00%	0
<b>Total</b>		<b>14</b>

**Q66 What were the major strengths of the preparation program?**

Answered: 13 Skipped: 2

**Q67 In what ways could the program have been improved?**

Answered: 13 Skipped: 2