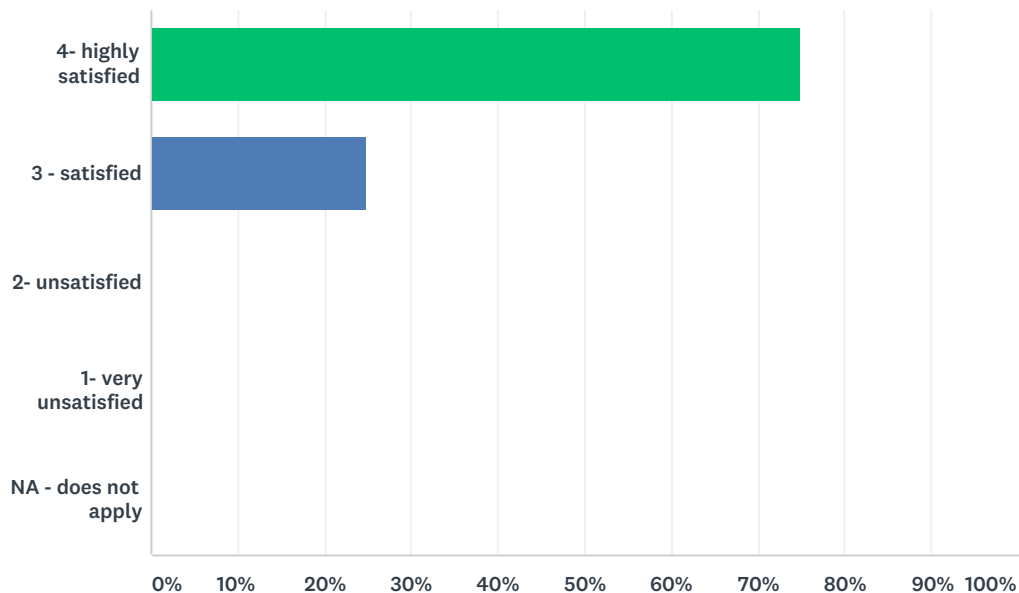


Q1 Overall job performance

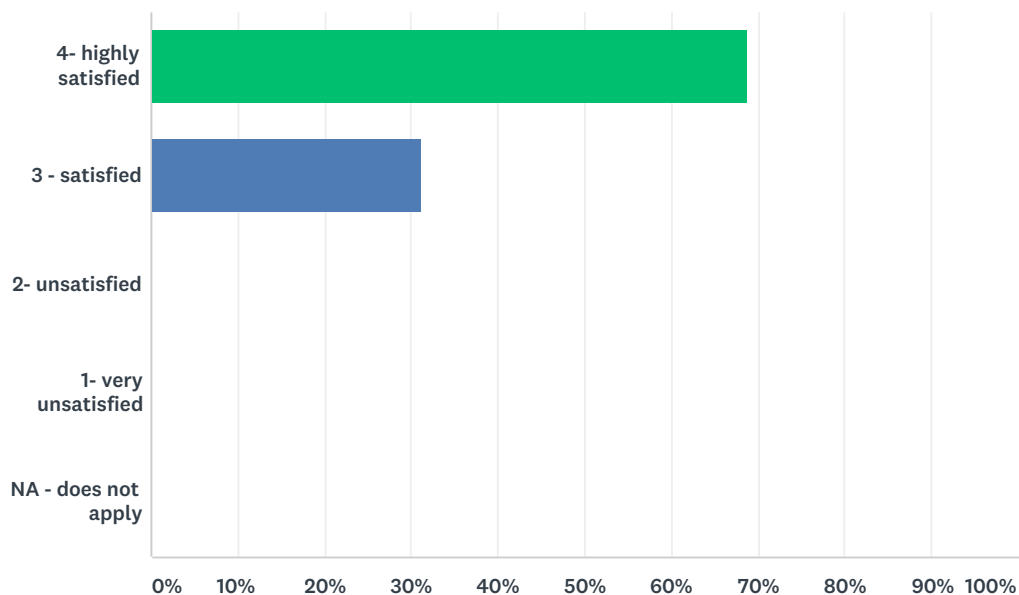
Answered: 16 Skipped: 0



ANSWER CHOICES	RESPONSES	
4- highly satisfied	75.00%	12
3 - satisfied	25.00%	4
2- unsatisfied	0.00%	0
1- very unsatisfied	0.00%	0
NA - does not apply	0.00%	0
TOTAL		16

Q2 Individual counseling skills

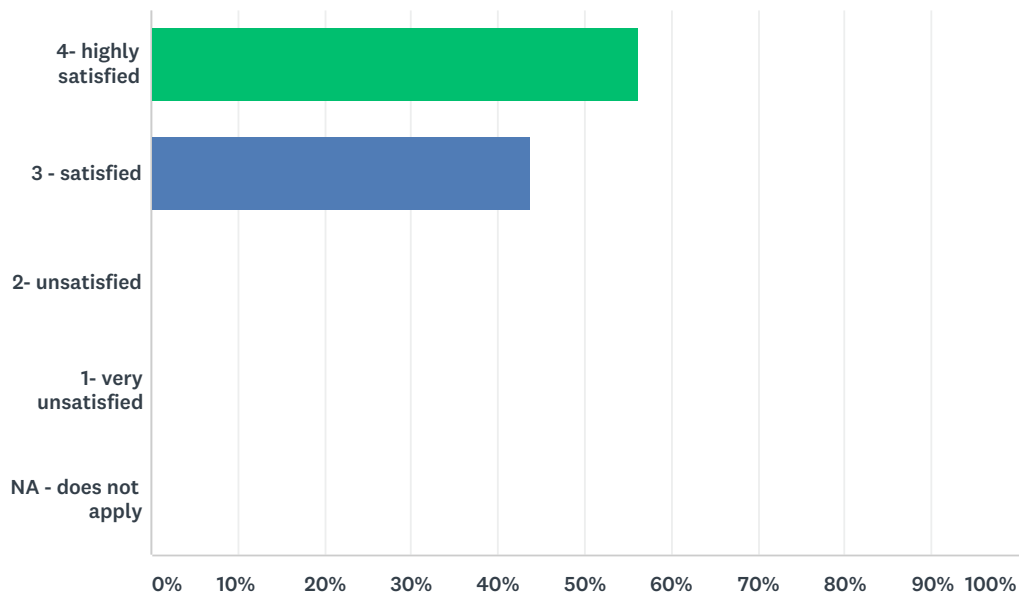
Answered: 16 Skipped: 0



ANSWER CHOICES	RESPONSES	
4- highly satisfied	68.75%	11
3 - satisfied	31.25%	5
2- unsatisfied	0.00%	0
1- very unsatisfied	0.00%	0
NA - does not apply	0.00%	0
TOTAL		16

Q3 Group counseling skills

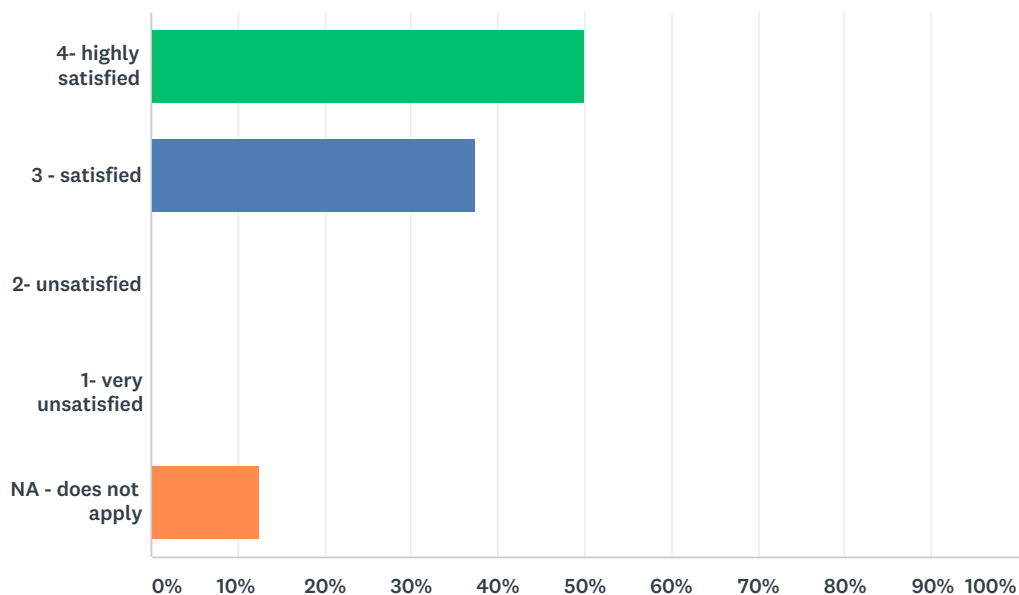
Answered: 16 Skipped: 0



ANSWER CHOICES	RESPONSES	
4- highly satisfied	56.25%	9
3 - satisfied	43.75%	7
2- unsatisfied	0.00%	0
1- very unsatisfied	0.00%	0
NA - does not apply	0.00%	0
TOTAL		16

Q4 Psychoeducational (structured) group skills

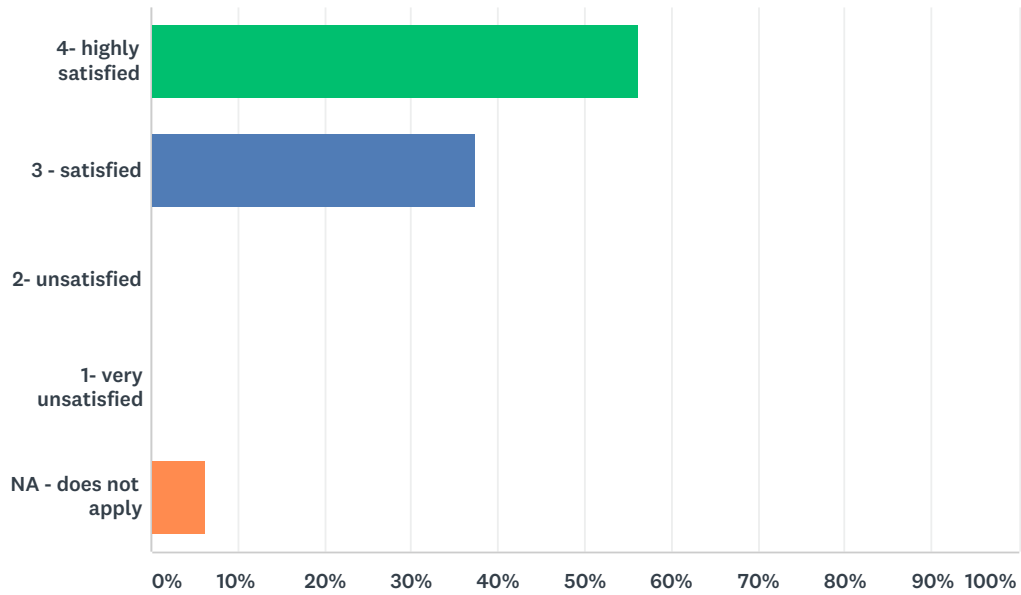
Answered: 16 Skipped: 0



ANSWER CHOICES	RESPONSES	
4- highly satisfied	50.00%	8
3 - satisfied	37.50%	6
2- unsatisfied	0.00%	0
1- very unsatisfied	0.00%	0
NA - does not apply	12.50%	2
TOTAL		16

Q5 Multicultural counseling skills

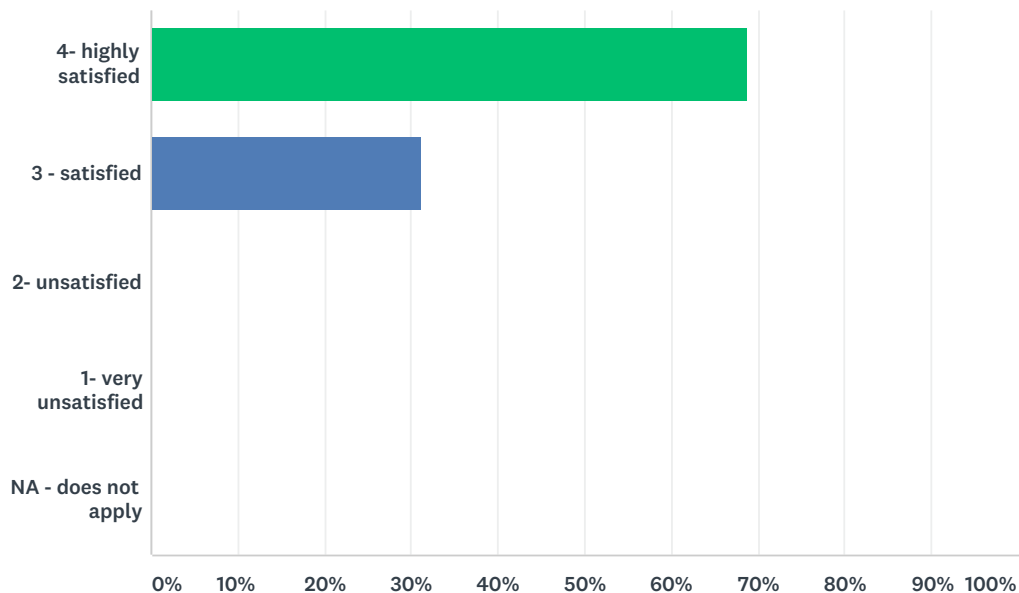
Answered: 16 Skipped: 0



ANSWER CHOICES	RESPONSES	
4- highly satisfied	56.25%	9
3 - satisfied	37.50%	6
2- unsatisfied	0.00%	0
1- very unsatisfied	0.00%	0
NA - does not apply	6.25%	1
TOTAL		16

Q6 Career/lifestyle counseling skills

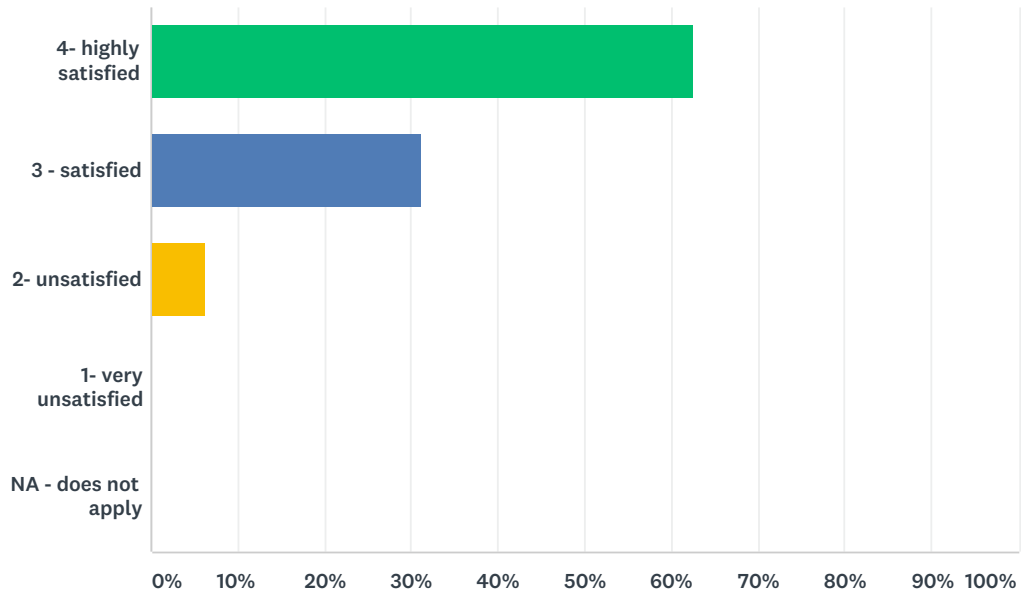
Answered: 16 Skipped: 0



ANSWER CHOICES	RESPONSES	
4- highly satisfied	68.75%	11
3 - satisfied	31.25%	5
2- unsatisfied	0.00%	0
1- very unsatisfied	0.00%	0
NA - does not apply	0.00%	0
TOTAL		16

Q7 Classroom guidance

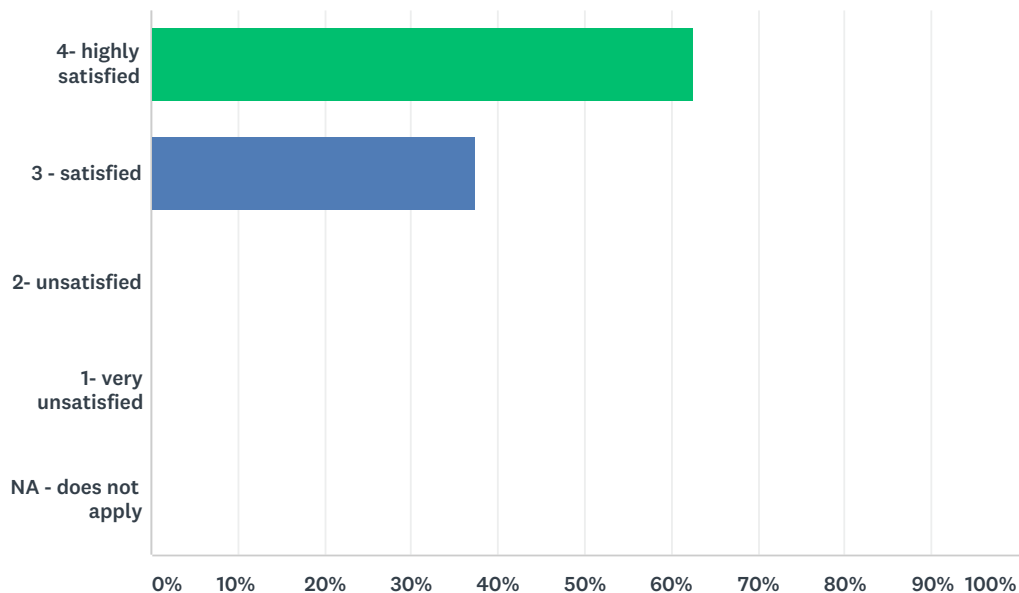
Answered: 16 Skipped: 0



ANSWER CHOICES	RESPONSES	
4- highly satisfied	62.50%	10
3 - satisfied	31.25%	5
2- unsatisfied	6.25%	1
1- very unsatisfied	0.00%	0
NA - does not apply	0.00%	0
TOTAL		16

Q8 Crisis counseling skills

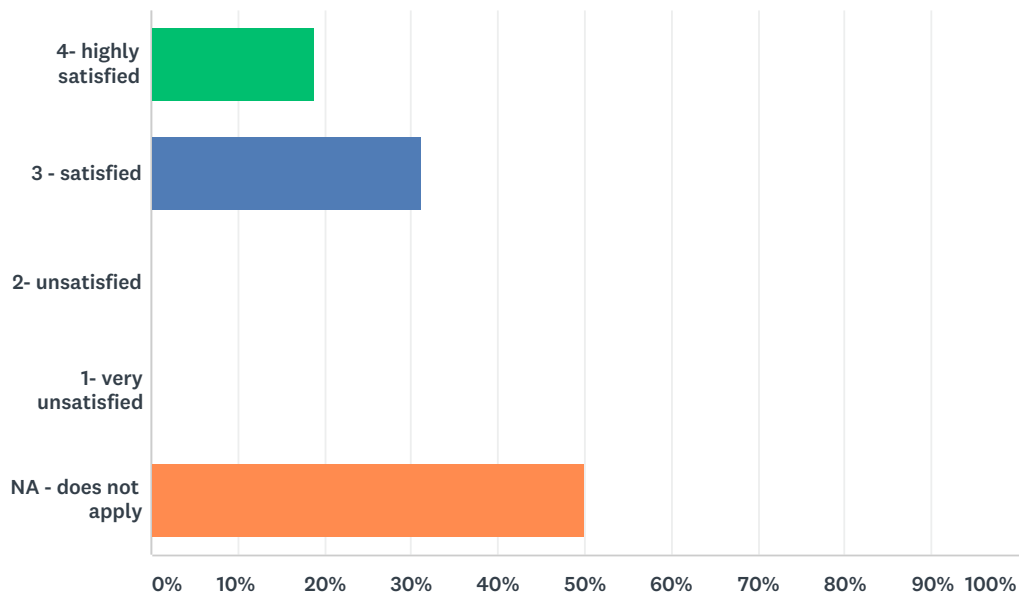
Answered: 16 Skipped: 0



ANSWER CHOICES	RESPONSES	
4- highly satisfied	62.50%	10
3 - satisfied	37.50%	6
2- unsatisfied	0.00%	0
1- very unsatisfied	0.00%	0
NA - does not apply	0.00%	0
TOTAL		16

Q9 Play therapy skills

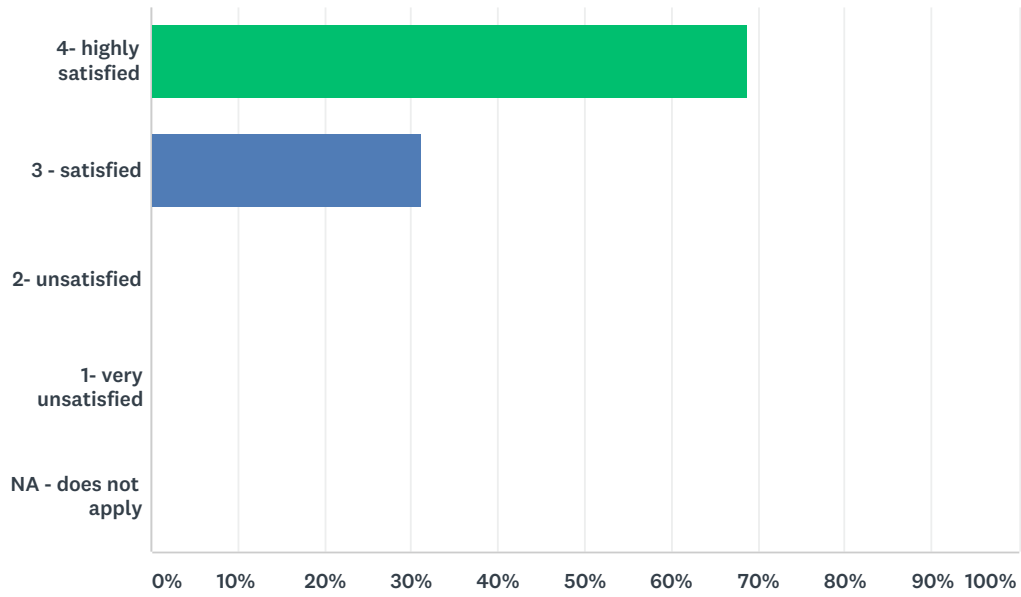
Answered: 16 Skipped: 0



ANSWER CHOICES	RESPONSES	
4- highly satisfied	18.75%	3
3 - satisfied	31.25%	5
2- unsatisfied	0.00%	0
1- very unsatisfied	0.00%	0
NA - does not apply	50.00%	8
TOTAL		16

Q10 Child and adolescent counseling skills

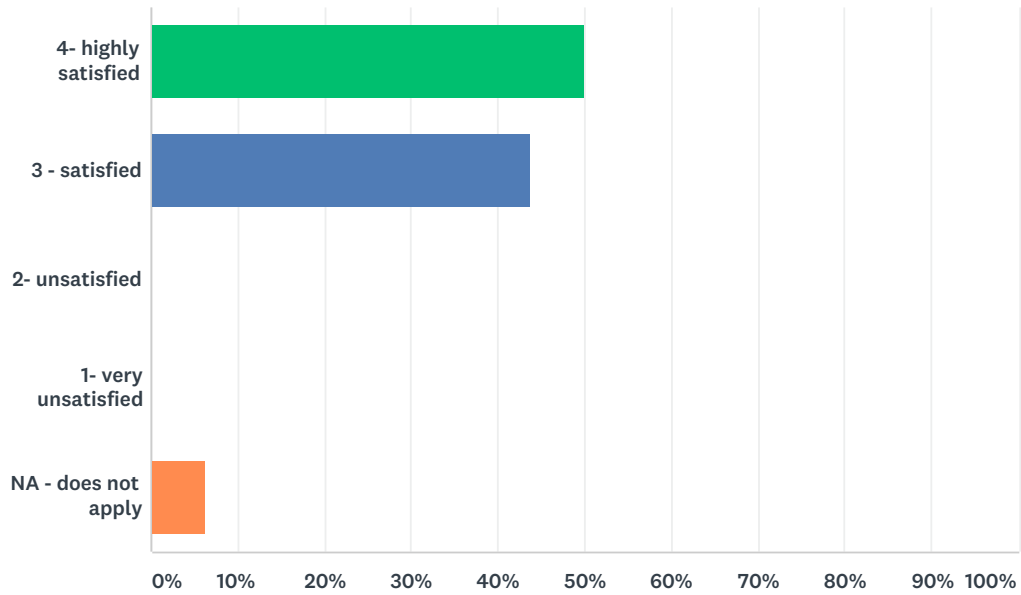
Answered: 16 Skipped: 0



ANSWER CHOICES	RESPONSES	
4- highly satisfied	68.75%	11
3 - satisfied	31.25%	5
2- unsatisfied	0.00%	0
1- very unsatisfied	0.00%	0
NA - does not apply	0.00%	0
TOTAL		16

Q11 Human growth and development skills

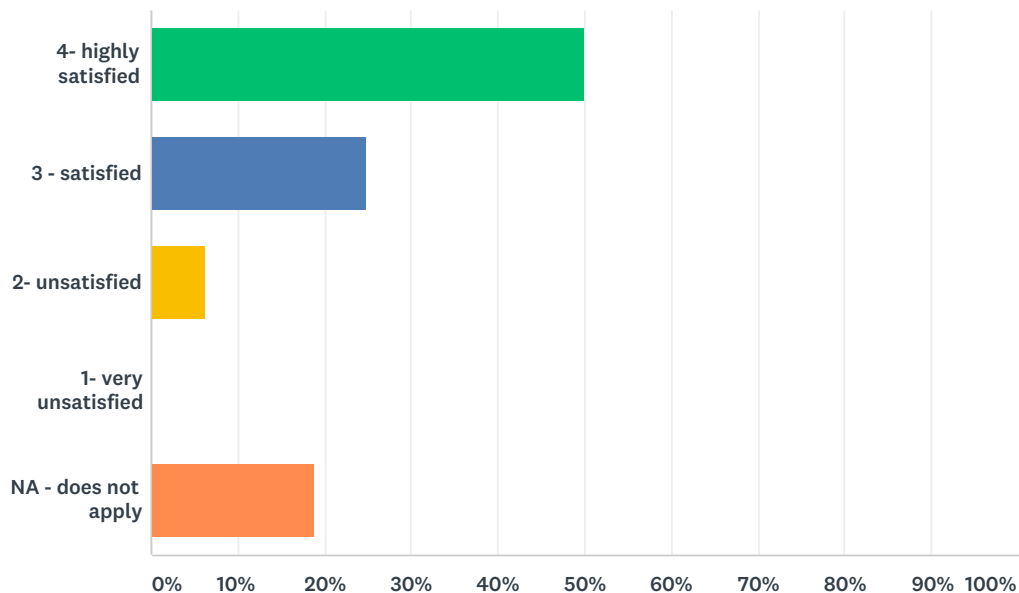
Answered: 16 Skipped: 0



ANSWER CHOICES	RESPONSES	
4- highly satisfied	50.00%	8
3 - satisfied	43.75%	7
2- unsatisfied	0.00%	0
1- very unsatisfied	0.00%	0
NA - does not apply	6.25%	1
TOTAL		16

Q12 Assessment/appraisal/testing skills

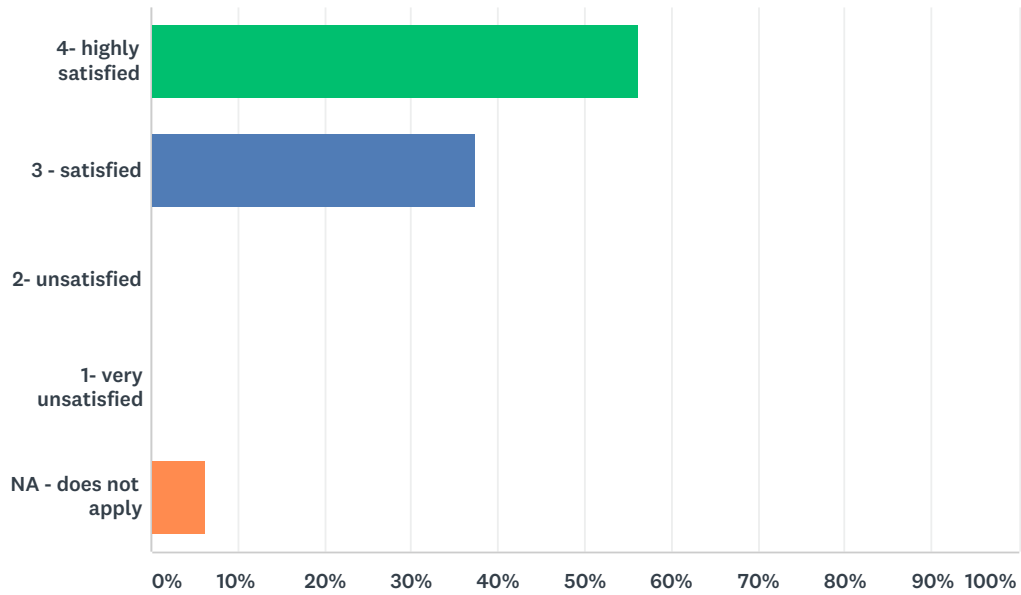
Answered: 16 Skipped: 0



ANSWER CHOICES	RESPONSES	
4- highly satisfied	50.00%	8
3 - satisfied	25.00%	4
2- unsatisfied	6.25%	1
1- very unsatisfied	0.00%	0
NA - does not apply	18.75%	3
TOTAL		16

Q13 Program development skills

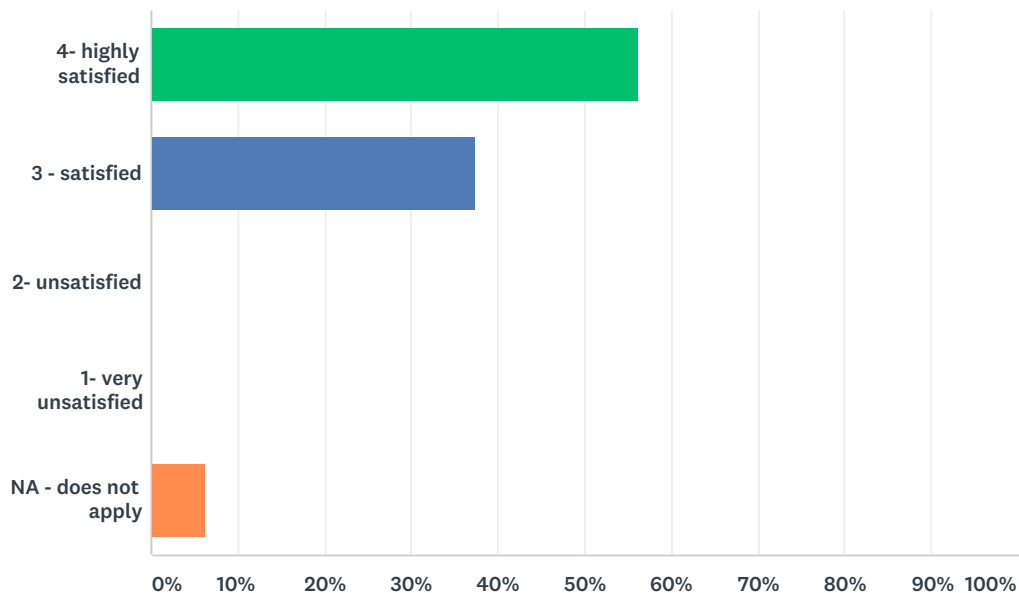
Answered: 16 Skipped: 0



ANSWER CHOICES	RESPONSES	
4- highly satisfied	56.25%	9
3 - satisfied	37.50%	6
2- unsatisfied	0.00%	0
1- very unsatisfied	0.00%	0
NA - does not apply	6.25%	1
TOTAL		16

Q14 Consultation skills

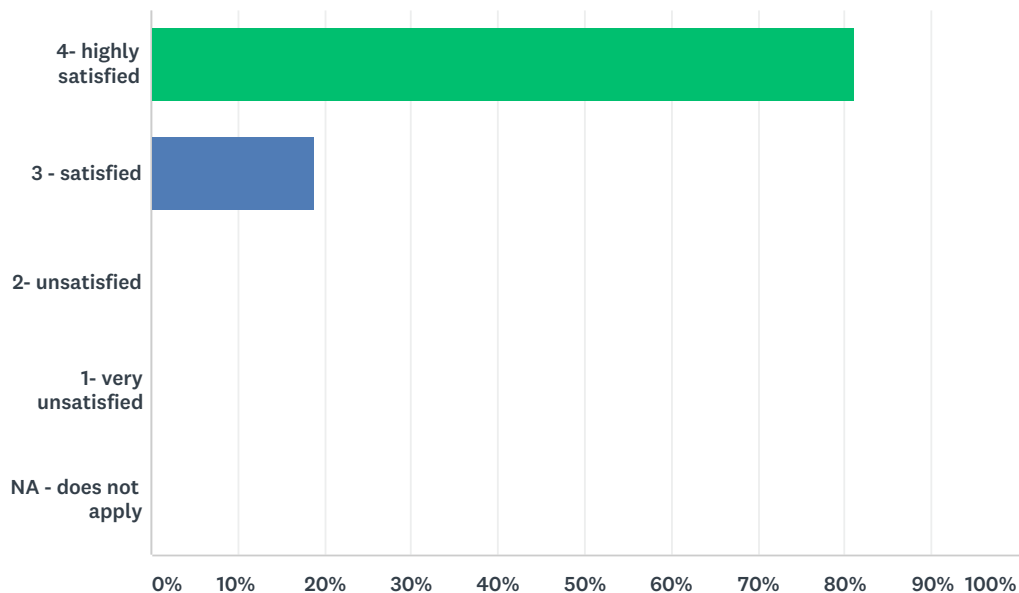
Answered: 16 Skipped: 0



ANSWER CHOICES	RESPONSES	
4- highly satisfied	56.25%	9
3 - satisfied	37.50%	6
2- unsatisfied	0.00%	0
1- very unsatisfied	0.00%	0
NA - does not apply	6.25%	1
TOTAL		16

Q15 Ethical/legal decision-making skills

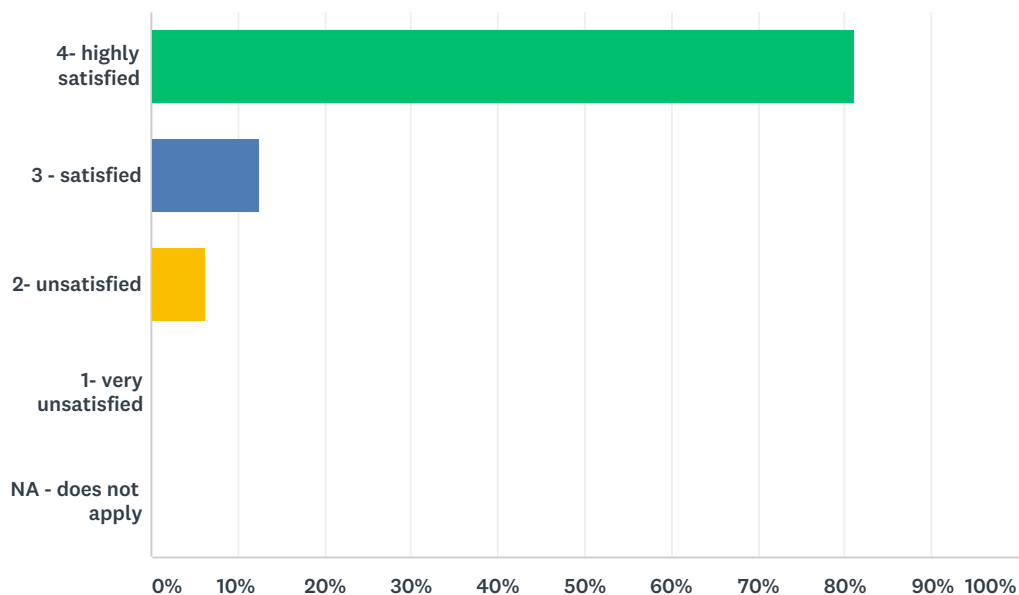
Answered: 16 Skipped: 0



ANSWER CHOICES	RESPONSES	
4- highly satisfied	81.25%	13
3 - satisfied	18.75%	3
2- unsatisfied	0.00%	0
1- very unsatisfied	0.00%	0
NA - does not apply	0.00%	0
TOTAL		16

Q16 Self-care skills

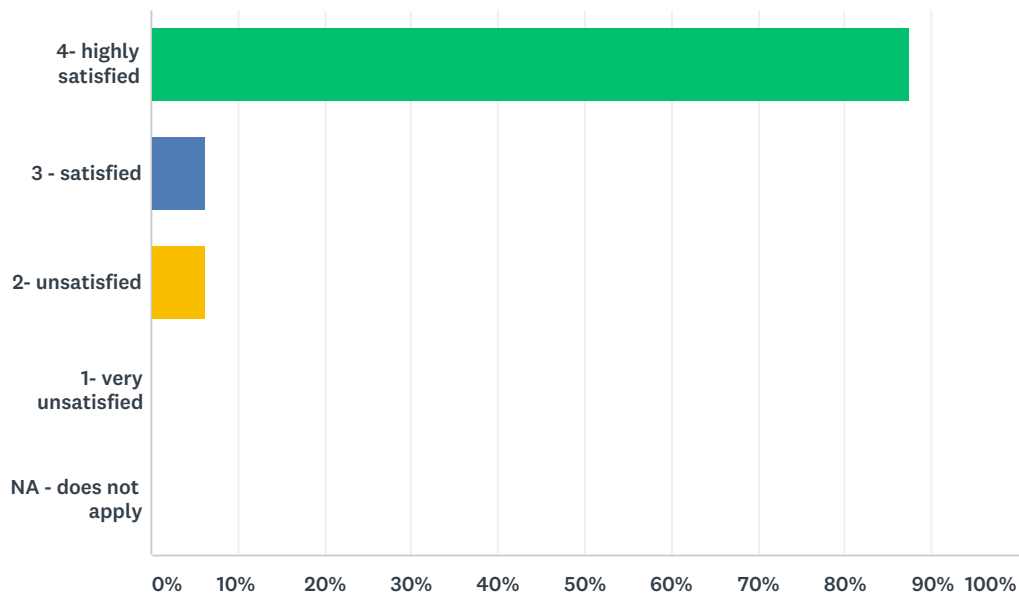
Answered: 16 Skipped: 0



ANSWER CHOICES	RESPONSES	
4- highly satisfied	81.25%	13
3 - satisfied	12.50%	2
2- unsatisfied	6.25%	1
1- very unsatisfied	0.00%	0
NA - does not apply	0.00%	0
TOTAL		16

Q17 Skills working in a school setting

Answered: 16 Skipped: 0



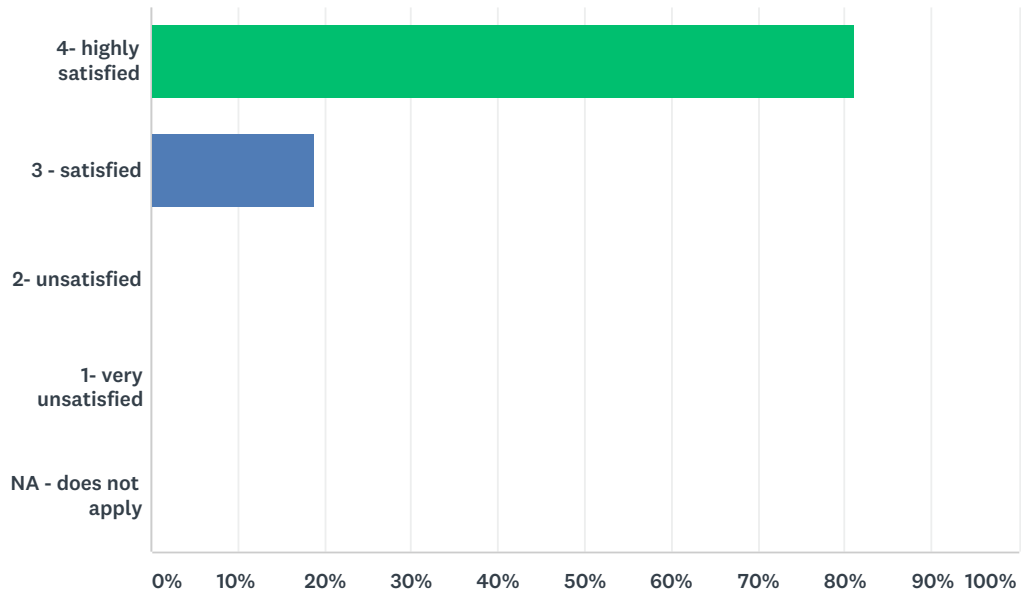
ANSWER CHOICES	RESPONSES	
4- highly satisfied	87.50%	14
3 - satisfied	6.25%	1
2- unsatisfied	6.25%	1
1- very unsatisfied	0.00%	0
NA - does not apply	0.00%	0
TOTAL		16

Q18 Using the same scale, please rate your satisfaction with the IUPUI graduate as an employee for the questions which follow.

Answered: 6 Skipped: 10

Q19 Ethical/legal behavior

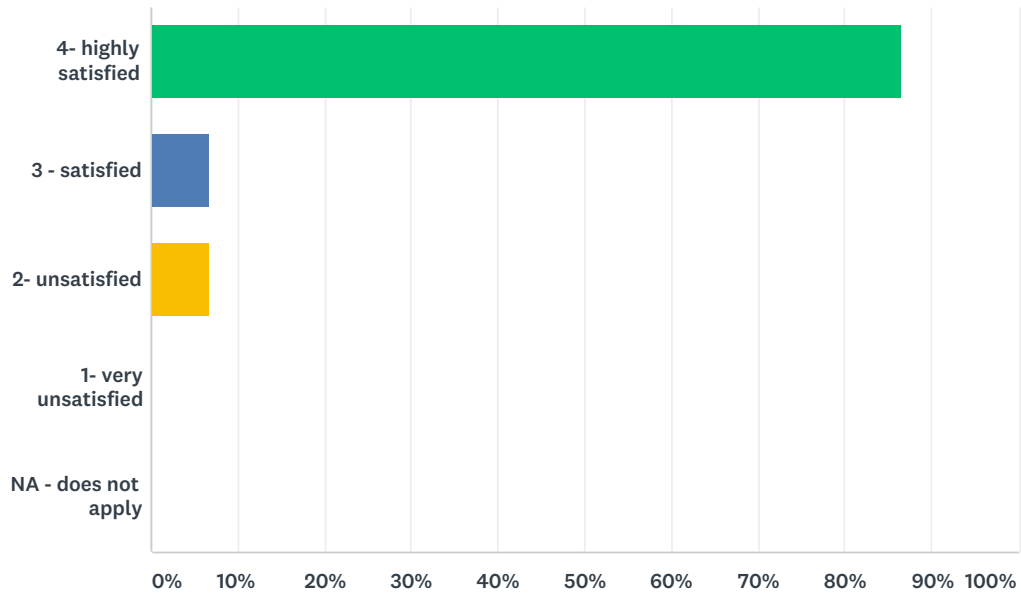
Answered: 16 Skipped: 0



ANSWER CHOICES	RESPONSES	
4- highly satisfied	81.25%	13
3 - satisfied	18.75%	3
2- unsatisfied	0.00%	0
1- very unsatisfied	0.00%	0
NA - does not apply	0.00%	0
TOTAL		16

Q20 Responsiveness to supervision, feedback, and/or suggestions

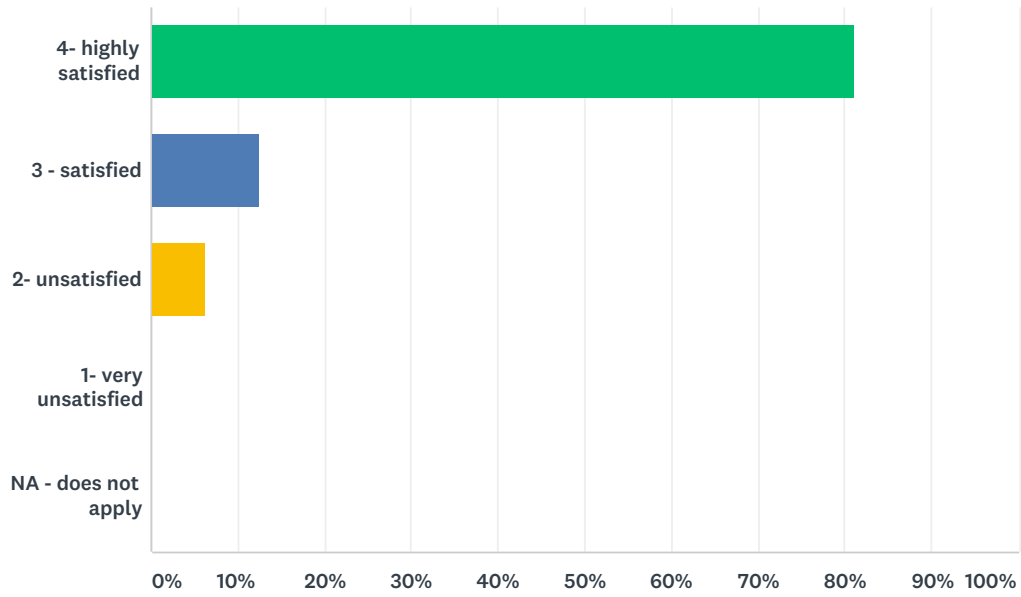
Answered: 15 Skipped: 1



ANSWER CHOICES	RESPONSES
4- highly satisfied	86.67% 13
3 - satisfied	6.67% 1
2- unsatisfied	6.67% 1
1- very unsatisfied	0.00% 0
NA - does not apply	0.00% 0
TOTAL	15

Q21 Professional demeanor

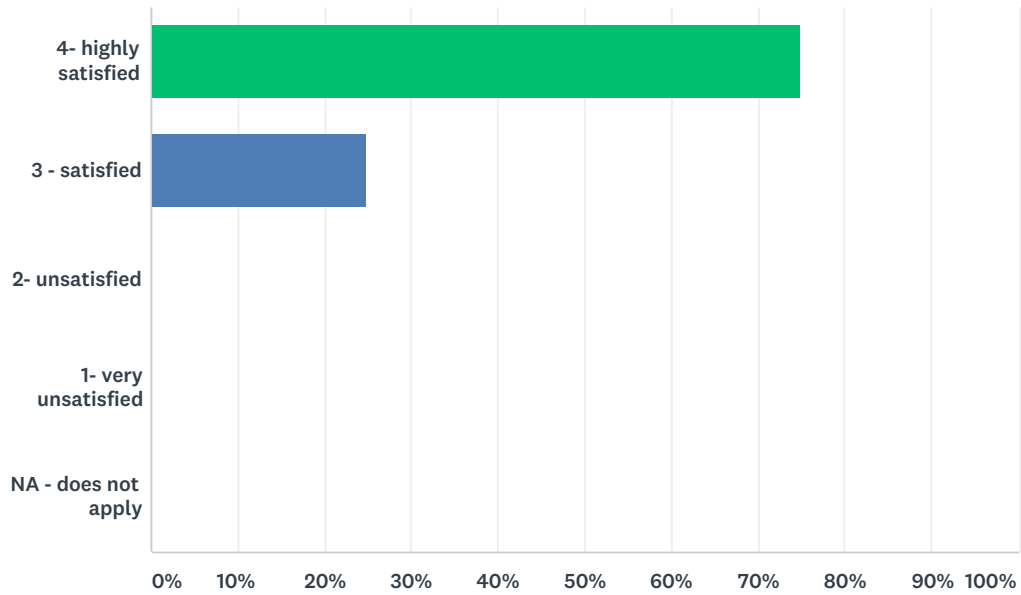
Answered: 16 Skipped: 0



ANSWER CHOICES	RESPONSES	
4- highly satisfied	81.25%	13
3 - satisfied	12.50%	2
2- unsatisfied	6.25%	1
1- very unsatisfied	0.00%	0
NA - does not apply	0.00%	0
TOTAL		16

Q22 Relationships with other employees/coworkers

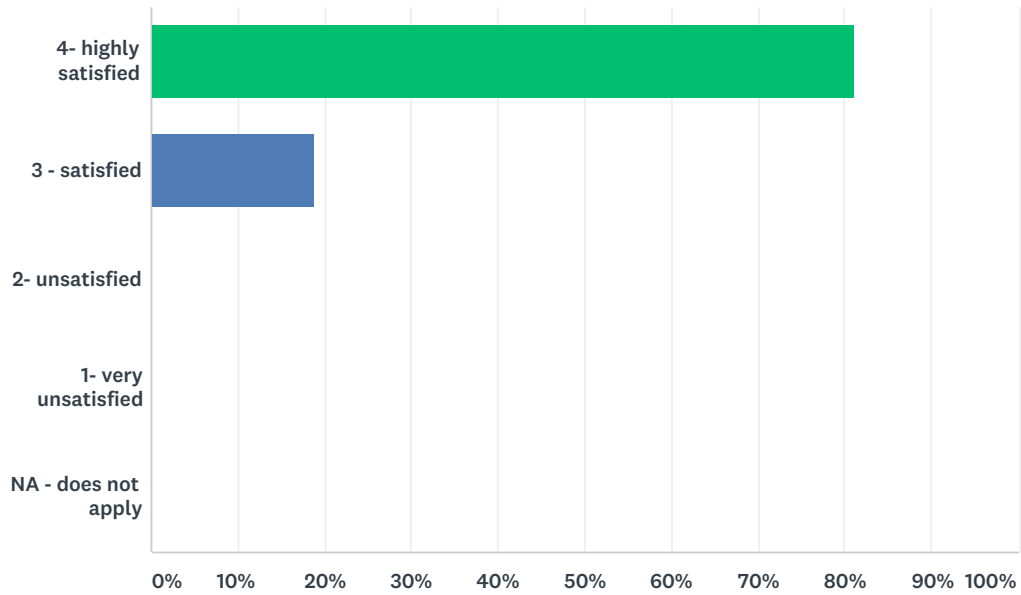
Answered: 16 Skipped: 0



ANSWER CHOICES	RESPONSES	
4- highly satisfied	75.00%	12
3 - satisfied	25.00%	4
2- unsatisfied	0.00%	0
1- very unsatisfied	0.00%	0
NA - does not apply	0.00%	0
TOTAL		16

Q23 Collaboration with other school personnel/community agencies

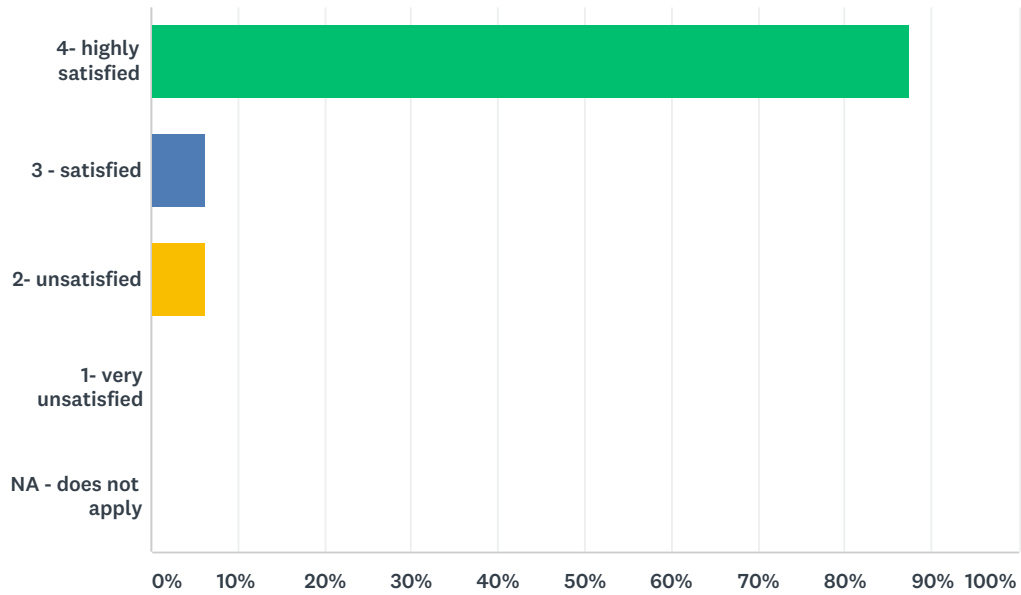
Answered: 16 Skipped: 0



ANSWER CHOICES	RESPONSES	
4- highly satisfied	81.25%	13
3 - satisfied	18.75%	3
2- unsatisfied	0.00%	0
1- very unsatisfied	0.00%	0
NA - does not apply	0.00%	0
TOTAL		16

Q24 General work attitude/enthusiasm

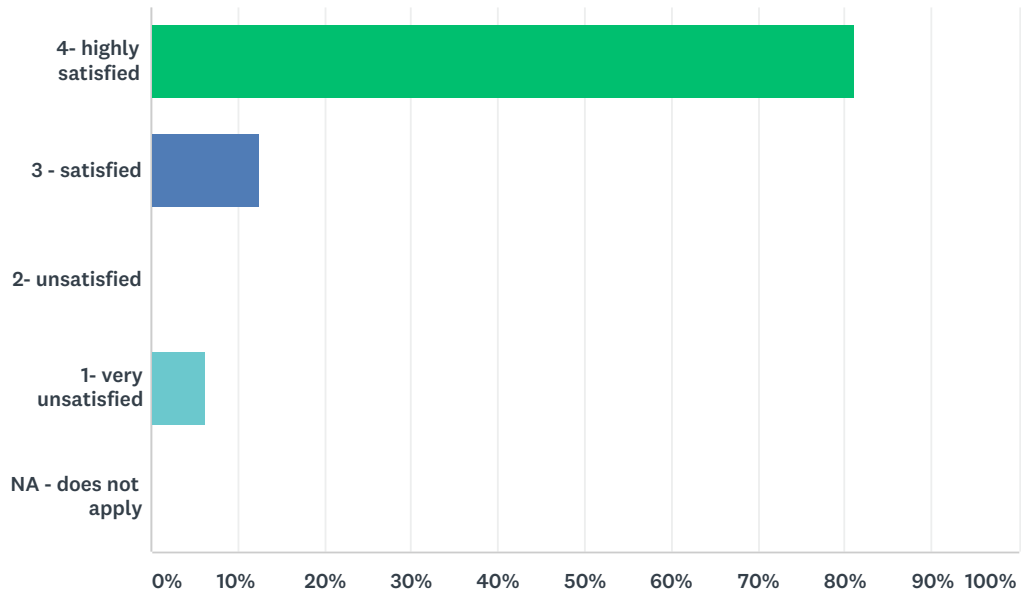
Answered: 16 Skipped: 0



ANSWER CHOICES	RESPONSES
4- highly satisfied	87.50% 14
3 - satisfied	6.25% 1
2- unsatisfied	6.25% 1
1- very unsatisfied	0.00% 0
NA - does not apply	0.00% 0
TOTAL	16

Q25 Dependability/conscientiousness/responsibility

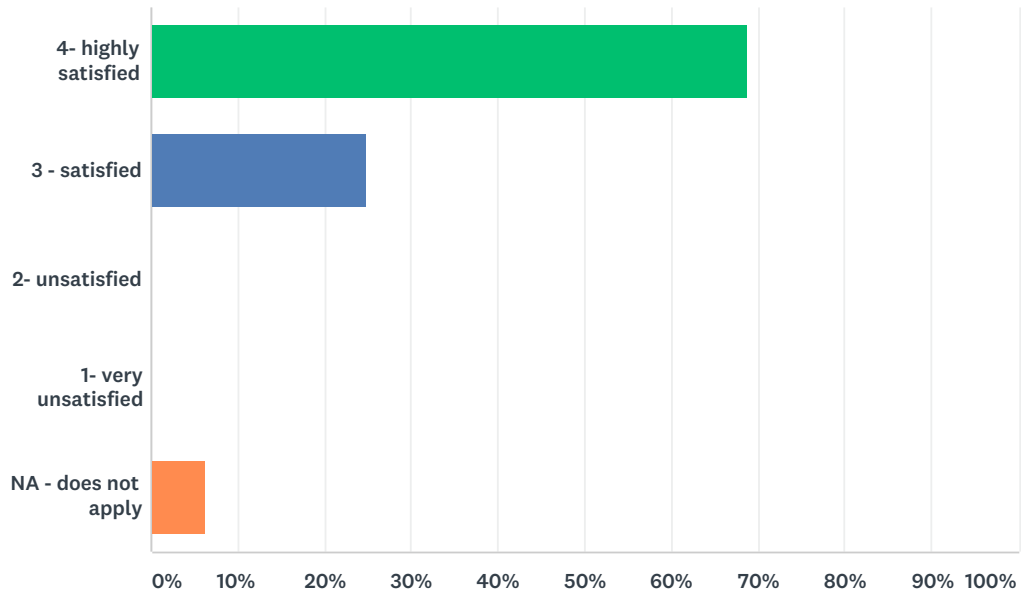
Answered: 16 Skipped: 0



ANSWER CHOICES	RESPONSES	
4- highly satisfied	81.25%	13
3 - satisfied	12.50%	2
2- unsatisfied	0.00%	0
1- very unsatisfied	6.25%	1
NA - does not apply	0.00%	0
TOTAL		16

Q26 Professional development

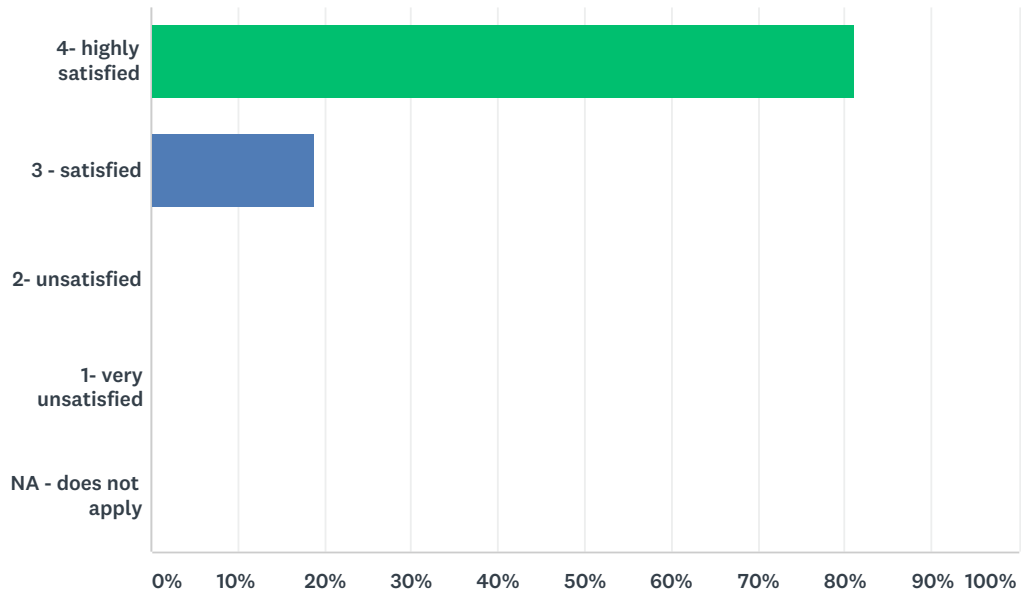
Answered: 16 Skipped: 0



ANSWER CHOICES	RESPONSES	
4- highly satisfied	68.75%	11
3 - satisfied	25.00%	4
2- unsatisfied	0.00%	0
1- very unsatisfied	0.00%	0
NA - does not apply	6.25%	1
TOTAL		16

Q27 Student advocacy

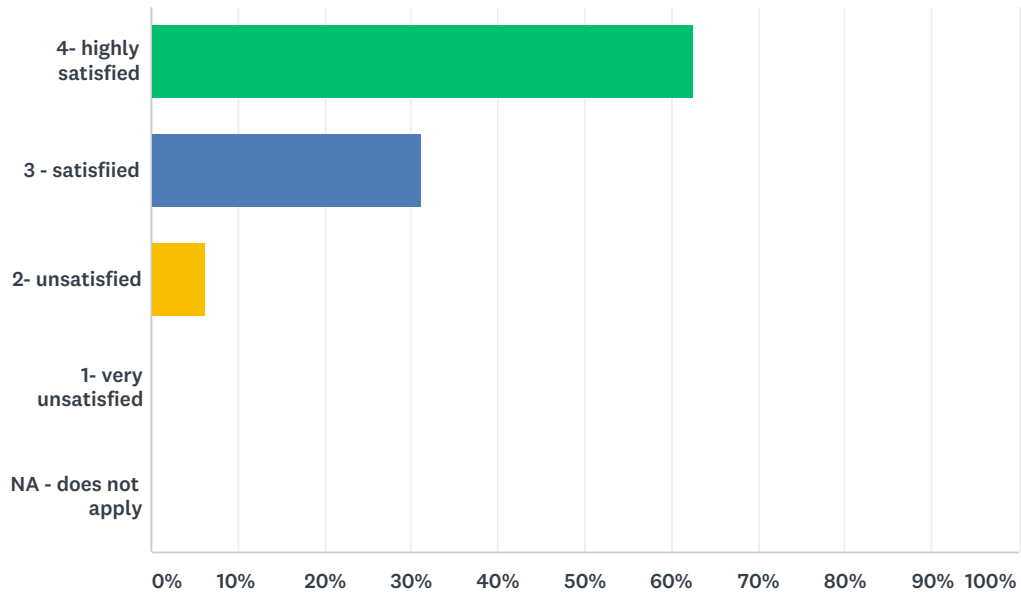
Answered: 16 Skipped: 0



ANSWER CHOICES	RESPONSES	
4- highly satisfied	81.25%	13
3 - satisfied	18.75%	3
2- unsatisfied	0.00%	0
1- very unsatisfied	0.00%	0
NA - does not apply	0.00%	0
TOTAL		16

Q28 Leadership skills

Answered: 16 Skipped: 0



ANSWER CHOICES	RESPONSES	
4- highly satisfied	62.50%	10
3 - satisfiied	31.25%	5
2- unsatisfied	6.25%	1
1- very unsatisfied	0.00%	0
NA - does not apply	0.00%	0
TOTAL		16

Q29 What are the strengths of the IUPUI counseling/counseling education program?

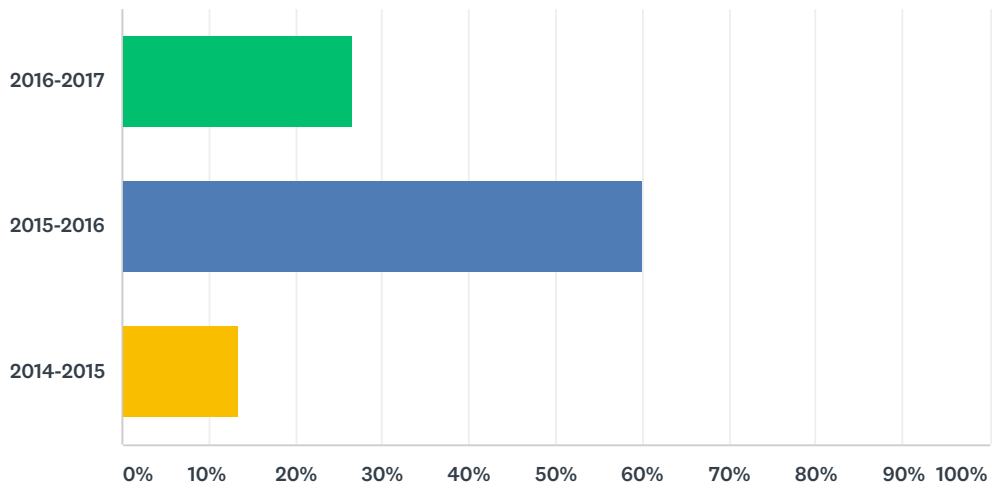
Answered: 10 Skipped: 6

Q30 Describe the areas of the program for which you recommend further growth or improvement.

Answered: 10 Skipped: 6

Q31 What year did you employee graduate from the IUPUI counseling program? (See email)

Answered: 15 Skipped: 1



ANSWER CHOICES	RESPONSES
2016-2017	26.67% 4
2015-2016	60.00% 9
2014-2015	13.33% 2
TOTAL	15