

2014 EPP Annual Report

CAEP ID:	16658	AACTE SID:	
Institution:	Indiana University Purdue University - Indianapolis		
Unit:			

Section 1. AIMS Profile

After reviewing and/or updating the Educator Preparation Provider's (EPP's) profile in AIMS, check the box to indicate that the information available is accurate.

In AIMS, the following information is current and accurate...

	Agree	Disagree
Contact person	<input checked="" type="radio"/>	<input type="radio"/>
EPP characteristics	<input checked="" type="radio"/>	<input type="radio"/>
Program listings	<input checked="" type="radio"/>	<input type="radio"/>

Section 2. Program Completers

How many candidates completed programs that prepared them to work in preschool through grade 12 settings during Academic Year 2012-2013 ?

Enter a numeric value for each textbox.

Number of completers in programs leading to initial teacher certification or licensure

Number of completers in programs leading to a degree, endorsement, or some other credential that prepares the holder to serve in P-12 schools (Do not include those completers counted above.)

Total number of program completers 504

Section 3. Substantive Changes

Have any of the following substantive changes occurred at your educator preparation provider or institution/organization during the 2012-2013 academic year?

3.1 Changes in the published mission or objectives of the institution/organization or the EPP

No Change / Not Applicable

3.2 The addition of programs of study at a degree or credential level different from those that were offered when most recently accredited

No Change / Not Applicable

3.3 The addition of courses or programs that represent a significant departure, in terms of either content or delivery, from those that were offered when most recently accredited

No Change / Not Applicable

3.4 A contract with other providers for direct instructional services, including any teach-out agreements

No Change / Not Applicable

Any change that means the EPP no longer satisfies accreditation standards or requirements:

3.5 Change in regional accreditation status

No Change / Not Applicable

3.6 Change in state program approval

No Change / Not Applicable

Section 4. Display of candidate performance data.

Provide a link that demonstrates candidate performance data are public-friendly and prominently displayed on the school, college, or department of education homepage.

Title II Reports for Traditional and Alternative Route Programs:

<http://education.iupui.edu/contact/index.php>

Section 5. Candidate and Program Measures

For each required measure of program impact, program outcome, or consumer information, evidence must be provided for programs leading to initial teacher certification or licensure. CAEP encourages EPPs to provide information on the optional reporting measures as well.

Required Reporting Measures

- 5.1 Impact on P-12 learning and development
- 5.2 Results of completer surveys
- 5.3 Graduation rates
- 5.4 Ability of completers to meet licensing (certification) and any additional state requirements

Optional Reporting Measures

- 5.5 Indicators of teaching effectiveness
- 5.6 Results of employer surveys, and including retention and employment milestones
- 5.7 Ability of completers to be hired in education positions for which they have prepared
- 5.8 Student loan default rates and other consumer information

Yes, a program or programs leading to initial teacher certification is currently being offered.

REQUIRED REPORTING MEASURES

5.1 Impact on P-12 learning and development. *Report information on candidate performance during pre-service and completer performance during in-service for programs leading to an initial teacher certification or licensure.*

Which of the following measures of impact on P-12 student learning is the EPP using and planning to use as evidence?

Assessments	Data are available	Data are not available	
		The EPP has a plan to collect data in the next two years.	The EPP does not currently have a plan to collect data within the next two years.
Column 1	Column 2	Column 3	Column 4

5.1.1 Candidate performance during pre-service

Assessments	Column 2	Column 3	Column 4
Unit and lesson plans	<input checked="" type="radio"/>	<input type="radio"/>	<input type="radio"/>
Pre-post tests of student learning	<input type="radio"/>	<input type="radio"/>	<input checked="" type="radio"/>
Videos of candidate instruction	<input checked="" type="radio"/>	<input type="radio"/>	<input type="radio"/>
Candidate reflection	<input checked="" type="radio"/>	<input type="radio"/>	<input type="radio"/>
Surveys of P-12 students on candidate performance	<input type="radio"/>	<input type="radio"/>	<input checked="" type="radio"/>
State-adopted assessment(s) (specify) CASA or PRAXIS I	<input checked="" type="radio"/>	<input type="radio"/>	<input type="radio"/>
State-designed assessment(s) (specify) CORE tests or PRAXIS II	<input checked="" type="radio"/>	<input type="radio"/>	<input type="radio"/>
EPP-designed assessment(s) (specify) Benchmark IV - Impact on Student Learning Presentation and Evaluation	<input checked="" type="radio"/>	<input type="radio"/>	<input type="radio"/>
Other (specify) Pedagogy Test	<input type="radio"/>	<input checked="" type="radio"/>	<input type="radio"/>

5.1.2 Completer performance during in-service

Assessments	Column 2	Column 3	Column 4
Student achievement and/or learning models (e.g., value-added modeling)	<input type="radio"/>	<input type="radio"/>	<input checked="" type="radio"/>
EPP-designed case study	<input checked="" type="radio"/>	<input type="radio"/>	<input type="radio"/>
Other (specify)	<input type="radio"/>	<input type="radio"/>	<input checked="" type="radio"/>

5.2 Results of completer surveys. *Report information on the satisfaction of completers of programs leading to an initial teacher certification or licensure.*

5.2.1. If "Disagree", go to 5.3

	Agree	Disagree
Completer survey results are available to the EPP.	<input checked="" type="radio"/>	<input type="radio"/>

5.2.2 Which of the following descriptions characterize the completer survey(s) available on the preparation of the EPP? (Check all that apply.)

- The completer provides summary ratings of the EPP and its programs.
- The completer provides responses to open-ended questions about the EPP.
- The completer provides a response to questions about their preparation in at least one of the following areas:
 - Content knowledge
 - Instruction and pedagogical content knowledge
 - Teaching diverse P-12 students
 - Teaching P-12 students with diverse needs
 - Classroom management
 - Alignment of teaching with state standards
 - Family and community engagement
 - Assessment of P-12 student learning
 - Other (Specify)

5.2.3 If applicable, after a candidate completes a program, when does the EPP administer its completer surveys? (Check all that apply.)

- At the end of the program
- Between the end of the program and one year after program completion
- Between one and two years after program completion
- Between two and three years after program completion
- Between three and four years after program completion
- More than four years after program completion

5.2.4 Indicate the EPP's access to results of completer surveys and the survey response levels.

Record a response for each row.

Survey administered by	No access to data	Access to data	Number of completers surveyed	Number of responses received
EPP	<input type="radio"/>	<input checked="" type="radio"/>	164	15
Individual program	<input checked="" type="radio"/>	<input type="radio"/>		
Institution or organization	<input type="radio"/>	<input checked="" type="radio"/>	55	21
State	<input checked="" type="radio"/>	<input type="radio"/>		
Other (specify)	<input checked="" type="radio"/>	<input type="radio"/>		

5.2.5 The EPP can demonstrate that the completer survey is...

	Agree	Disagree
Reliable (produces consistent results about completer satisfaction)	<input type="radio"/>	<input checked="" type="radio"/>
Valid (can make an appropriate inference about completer satisfaction)	<input type="radio"/>	<input checked="" type="radio"/>
A measure with a representative sample (demonstrates typical completer responses)	<input type="radio"/>	<input checked="" type="radio"/>

Inclusive of stakeholder interests



A measure that produces actionable results (provides specific guidance to the EPP for continuous improvement)



5.2.6 The EPP can demonstrate that it has made modifications in its preparation based on completer survey results.



5.3 Graduation rates. *Report information on enrollment and candidate progress in programs leading to an initial teacher certification or licensure, as of September 1, 2013.*

Enter a numeric value for each textbox.

Column 1	Academic year a candidate was first enrolled				
	AY 2012-2013	AY 2011-2012	AY 2010-2011	AY 2009-2010	AY 2008-2009
Column 2	Column 3	Column 4	Column 5	Column 6	Column 6
First Time Enrollment. The number of candidates who enrolled for the first time, during a specified academic year.					
Number of candidates who were enrolled for the first time in a program leading to an initial teacher certification or licensure	237	307	340	372	321
Progress in AY 2012-2013. The number of candidates/completers who were recommended for initial teacher certification or licensure during AY 2012-2013. List candidates according to the academic year they were first enrolled.					
Number of candidates who were recommended for a initial teacher certification or licensure during AY 2012-2013	10	241	2	0	0
<i>Example: If 15 candidates were recommended an initial teacher certification in AY 2012-2013, the numbers across the row should sum to 15 (2+10+0+2+1).</i>	2 <i>Two candidates (who first enrolled in AY 2012-2013) were recommended for an initial teacher certification.</i>	10 <i>10 candidates (who first enrolled in AY 2011-2012) were recommended for an initial teacher certification.</i>	0 <i>Zero candidates (who first enrolled in AY 2010-2011) were recommended for an initial teacher certification.</i>	2 <i>Two candidates (who first enrolled in AY 2009-2010) were recommended for an initial teacher certification.</i>	1 <i>One candidates (who first enrolled in AY 2008-2009) were recommended for an initial teacher certification.</i>
Number of candidates/completers who were not recommended for an initial teacher certification or licensure...	227				
Continued in a program	220				

Been counseled out of a program	2
Withdrawn from a program	5

5.4 Ability of completers to meet licensing (certification) and any additional state requirements. *Report information on candidate performance on state licensure tests for initial teacher certification or licensure.*

5.4.1 Assessment Pass Rates reported to Title II

	Number taking test	Average scaled score* (This value should be between 0-1.)	Number passing test	Pass rate (%)	Statewide average pass rate (%)
All program completers, 2011-2012	247	0.63	241	98	98
All program completers, 2010-2011	254	0.6	251	99	99

5.4.2 The EPP can demonstrate that the licensure or certification test results are...

	Agree	Disagree
Representative (demonstrates typical candidate or completer performance)	<input checked="" type="radio"/>	<input type="radio"/>
Actionable (provides specific guidance for continuous improvement)	<input type="radio"/>	<input checked="" type="radio"/>

5.4.3 The EPP can demonstrate that it has made modifications in its preparation based on certification test results.

Agree	Disagree
<input checked="" type="radio"/>	<input type="radio"/>

OPTIONAL REPORTING MEASURES

5.5 Indicators of teaching effectiveness. *Report information on the availability of measures of teaching effectiveness during in-service for completers of programs leading to an initial teacher certification or licensure*

For which of the following measures of teaching effectiveness does the EPP have data or plan to collect data?

Record a response for each assessment (row).

Assessments	Data are available	Data are not available	
		The EPP has a plan to collect data in the next two years.	The EPP does not currently have a plan to collect data within the next two years.
Column 1	Column 2	Column 3	Column 4

Completer performance during in-service

Surveys of P-12 students on completer performance	<input type="radio"/>	<input type="radio"/>	<input checked="" type="radio"/>
School district-level teacher evaluation	<input checked="" type="radio"/>	<input type="radio"/>	<input type="radio"/>
Employer observations	<input type="radio"/>	<input type="radio"/>	<input checked="" type="radio"/>
Employer surveys	<input checked="" type="radio"/>	<input type="radio"/>	<input type="radio"/>
EPP-designed case study	<input type="radio"/>	<input type="radio"/>	<input checked="" type="radio"/>
Other (specify)	<input type="radio"/>	<input type="radio"/>	<input type="radio"/>

5.6 Results of employer surveys, including retention and employment milestones. *Report information on the availability of employer satisfaction data for completers employed by school districts.*

5.6.1 If "Disagree", go to 5.7

	Agree	Disagree
Employer survey results are available to the EPP.	<input checked="" type="radio"/>	<input type="radio"/>

5.6.2 Which of the following descriptions characterize the employer survey(s) available? (Check all that apply.)

- The employer provides overall summary ratings of the completer.
- The employer provides responses to open-ended questions about the completer.
- The employer provides a response to questions about the completer's preparation in at least one of the following areas:
 - Collaboration with school-based colleagues and staff
 - Alignment of teaching with state standards
 - Family and community engagement
 - Content/subject matter
 - Instructional and pedagogical content knowledge
 - Development of a safe learning environment
 - Assessment of P-12 student learning
 - Teaching P-12 students with diverse needs
 - Teaching diverse P-12 students
 - Other (Specify)



5.6.3 Indicate the access the EPP has to results from employer surveys and their response levels. (Check all that apply.)

Record a response for each row.

Survey administered by	No access to data	Access to data	Number of completers surveyed	Number of responses received
EPP	<input type="radio"/>	<input checked="" type="radio"/>	92	41
Institution or Organization	<input checked="" type="radio"/>	<input type="radio"/>		
School District	<input checked="" type="radio"/>	<input type="radio"/>		
State	<input checked="" type="radio"/>	<input type="radio"/>		
Accreditation agency	<input checked="" type="radio"/>	<input type="radio"/>		
Other (specify)	<input type="radio"/>	<input type="radio"/>		




5.6.4 The EPP can demonstrate that the employer survey is...

	Agree	Disagree
Reliable (produces consistent results about employer satisfaction)	<input type="radio"/>	<input checked="" type="radio"/>
Valid (can make an appropriate inference about employer satisfaction)	<input type="radio"/>	<input checked="" type="radio"/>
A measure with a representative sample (demonstrates typical employer responses)	<input checked="" type="radio"/>	<input type="radio"/>
Inclusive of stakeholder interests	<input checked="" type="radio"/>	<input type="radio"/>
A measure that produces actionable results (provides specific guidance to the EPP for continuous improvement)	<input checked="" type="radio"/>	<input type="radio"/>



5.6.5 The EPP can demonstrate that it has made modifications in its preparation based on employer survey results.  

5.7 Ability of completers to be hired in education positions for which they have prepared. *Report on the availability of employment information for completers of programs leading to an initial teacher licensure or certification, as of September 1, 2013.*


5.7.1 If "Disagree", then go to 5.8

 Agree  Disagree
The EPP has attempted to collect data on the employment status of completers.  





5.7.2 What strategies have the EPP used to collect data? (Check all that apply.)

- Completer survey
- Employer survey
- Institutional or organizational department (e.g., Alumni Office) (specify)

- Collaboration with other EPPs
- Collaboration with school districts
- Collaboration with state education departments
- Contracted a consultant or organization
- Other (specify)


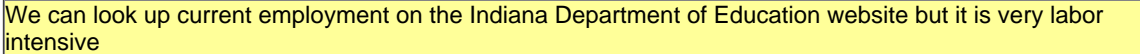

5.7.3 What challenges have the EPP encountered when collecting data? (Check all that apply.)

- Low response rates
- Inaccurate reporting of employment status
- Maintaining current candidate records
- Privacy issues
- Insufficient resources
- Other (specify)


5.7.4 If "Disagree", then go to 5.8

 Agree  Disagree
The EPP has access to information on the employment status of completers  

5.7.5 The EPP has access to information on the employment status of completers from which of the following sources? (Check all that apply.)

- Self-report from the completer
- Third party:
 - School district
 - State department (specify)

We can look up current employment on the Indiana Department of Education website but it is very labor intensive
- Other (specify)


5.7.6 Based on the EPP's available information, complete the chart below on the employment status of candidates who completed their program in Academic Year 2012-2013.



Year of program completion	Total number of completers	Number of completers with each employment status					
		Employed in a position for which they were prepared	Employed in an education position outside of their preparation	Enrolled in higher education	Employed outside of the education field	Not employed	Employment status unknown
Column 1	Column 2	Column 3	Column 4	Column 5	Column 6	Column 7	Column 8
AY 2012-2013	284	123	0	0	0	0	161

Example: If 60 candidates completed their program in AY 2012-2013, the numbers across the row should sum to 60 (17+9+8+4+2+20)

60	17	9	0	4	2	20
----	----	---	---	---	---	----

5.8 Student loan default rates and other consumer information. *Report consumer information for the educator preparation provider.*

Indicate which of the following categories of consumer information the EPP has access to and publicly displays on its website. (Check all that apply.)

Record a response for each row.

Consumer information	No Access to data	Access to data	Publicly displayed data
3-year student loan default rate	<input type="radio"/>	<input checked="" type="radio"/>	
Average cost of attendance	<input type="radio"/>	<input checked="" type="radio"/>	http://bursar.iupui.edu/apps/costestimator.aspx
Average beginning salary of a program completer	<input checked="" type="radio"/>	<input type="radio"/>	
Placement patterns of completers	<input checked="" type="radio"/>	<input type="radio"/>	
Other (specify)	<input type="radio"/>	<input type="radio"/>	

Section 6. Areas for Improvement, Weaknesses, and/or Stipulations

Summarize EPP activities and the outcomes of those activities as they relate to correcting the areas cited in the last Accreditation Action/Decision Report.

Section 7. Accreditation Pathway

Continuous Improvement. *Summarize progress toward target level performance on the standard(s) selected.*

In the 2014 EPP Annual Report form, under section 6 all the areas for improvement are listed on the Bloomington report but none show up on the IUPUI form because during our last accreditation visit we were a core campus and had joint accreditation. . During the next visit, the two campuses will seek individual accreditation. The first AFI for the last visit belongs just to IUPUI while the second applies to both campuses.

1. The unit does not systematically collect candidate data in the advanced programs at IUPUI (Indiana University Purdue University, Indianapolis) campuses. (ADV)
2. Completer and employer surveys at the advanced level do not verify candidate knowledge, skills, dispositions, and impact on

student learning. (ADV)

The School of Education at IUPUI has develop a unit assessment system for each of the advanced programs. Each system includes data from state tests, assessments completed in courses, evaluations of internships, and impact on student learning. The unit is now in the second or third cycle of collecting data for each of these assessments. The Educational Leadership program submitted a SPA report on March 15, 2014.

The IU School of Education at IUPUI has created and implemented surveys for completers who have been graduated one and three years. The unit continues to investigate ways to improve the return rate on each of these surveys and is hopeful that the state will be able to resume providing units with first-year teacher information to facilitate contacting our graduates. If these employment data are made available to the unit, it will facilitate the collection of data from employers. The unit continues to send out graduate and employer survey each year.

Currently the EPP plans to pursue the continuous improvement pathway with movement toward target for Standard 5. The EPP has recently hired new tenure-line faculty in counseling education and is in the process of hiring a new tenure-line faculty in language arts. Clinical faculty have been encouraged to pursue long-term status by going up for review. A work-load document has been created to examine equity and productivity of all faculty. Merit review procedures have been reviewed and revised as have Tenure and Promotion procedures. CUME continues to work to support faculty with their grants and research and to provide relevant professional development. Emeritus faculty are supporting events to involve faculty and the community in discussions about educational topics and reform.

Section 8: Preparer's Authorization

Preparer's authorization. *By checking the box below, I indicate that I am authorized by the EPP to complete the 2014 EPP Annual Report.*

I am authorized to complete this report.

Report Preparer's Information

Name: Linda Houser

Position: Assistant Dean for Program Evaluation and Assessment

Phone: 3172783353

E-mail: lhouser@iupui.edu