


**Summary Institution-Level Pass Rate Data: *Alternative Teacher Preparation Program Within IHE***

	<b>HEOA - Title II 2012 - 2013 Academic Year</b>
	<b>Institution Name</b>
	<b>Institution Code</b>
	<b>State</b>

INDIANA UNIV PURDUE INDIANAPOLIS  
1325  
Indiana

*April 2, 2014*


<i>Group</i>	<i>Number Taking Assessment<sup>1</sup></i>	<i>Number Passing Assessment<sup>2</sup></i>	<i>Institutional Pass Rate</i>	<b>Statewide</b>		
				<i>Number Taking Assessment<sup>1</sup></i>	<i>Number Passing Assessment<sup>2</sup></i>	<i>Statewide Pass Rate</i>
All program completers, 2012-13	41	37	90%	708	689	97%
All program completers, 2011-12	38	37	97%	688	677	98%
All program completers, 2010-11	53	53	100%	878	858	98%

Note: In cases where there are less than ten students taking the assessment or license/certificate, the number passing and pass rate are not reported.

<sup>1</sup> Number of completers taking one or more assessments within their area of specialization.

<sup>2</sup> Summary level "Number Taking Assessment" may differ from assessment level "Number Taking Assessment" because each student is counted once at the summary level but may be counted in multiple assessments at the assessment level.


Single Assessment Institution-Level Pass Rate Data: *Alternative Teacher Preparation Program Within IHE*

	<b>HEOA - Title II</b> <b>2012 - 2013 Academic Year</b>	
	Institution Name	INDIANA UNIV PURDUE INDIANAPOLIS
	Institution Code	1325
	State	Indiana

April 2, 2014

Assessment Information <sup>1</sup>	Group	Number Taking Assessment	Number Passing Assessment	Institutional Pass Rate	Institutional Average Scaled Score	Assessment Cut Score <sup>2</sup>	Statewide			
							Number Taking Assessment	Number Passing Assessment	Statewide Pass Rate	Statewide Average Scaled Score
<b>ART CONTENT KNOWLEDGE (0133)</b>  Test Company: ETS Score Range: 100-200	All enrolled students who have completed all nonclinical courses, 2012-13									
	Other enrolled students, 2012-13						11	10	91%	175
	All program completers, 2012-13						12	12	100%	176
	All program completers, 2011-12						10	10	100%	176
	All program completers, 2010-11						14	14	100%	179
<b>BIOLOGY CONTENT KNOWLEDGE (0235)</b>  Test Company: ETS Score Range: 100-200	All enrolled students who have completed all nonclinical courses, 2012-13									
	Other enrolled students, 2012-13	4				157	66	52	79%	169
	All program completers, 2012-13	4				157	45	44	98%	171
	All program completers, 2011-12	3				157	34	33	97%	168
	All program completers, 2010-11	12	12	100%	169	154	77	75	97%	168
<b>BUSINESS ED CONTENT KNOWLEDGE (0101)</b>  Test Company: ETS Score Range: 100-200	All enrolled students who have completed all nonclinical courses, 2012-13									
	Other enrolled students, 2012-13						17	15	88%	177
	All program completers, 2012-13						4			
	All program completers, 2011-12						4			
	All program completers, 2010-11						1			
<b>BUSINESS ED (0100)</b>  Test Company: ETS Score Range: 250-990	All enrolled students who have completed all nonclinical courses, 2012-13									
	Other enrolled students, 2012-13						1			
	All program completers, 2012-13						4			
	All program completers, 2011-12						14	14	100%	670
	All program completers, 2010-11						29	29	100%	677


Single Assessment Institution-Level Pass Rate Data: *Alternative Teacher Preparation Program Within IHE*

	<b>HEOA - Title II</b> <b>2012 - 2013 Academic Year</b>	
	Institution Name	INDIANA UNIV PURDUE INDIANAPOLIS
	Institution Code	1325
	State	Indiana

April 2, 2014

Assessment Information <sup>1</sup>	Group	Number Taking Assessment	Number Passing Assessment	Institutional Pass Rate	Institutional Average Scaled Score	Assessment Cut Score <sup>2</sup>	Statewide				
							Number Taking Assessment	Number Passing Assessment	Statewide Pass Rate	Statewide Average Scaled Score	
<b>CHEMISTRY CONTENT KNOWLEDGE II (0245)</b>  Test Company: ETS Score Range: 100-200	All enrolled students who have completed all nonclinical courses, 2012-13										
	Other enrolled students, 2012-13						21	16	76%	169	
	All program completers, 2012-13	4				151	26	26	100%	167	
	All program completers, 2011-12	2				151	21	21	100%	170	
	All program completers, 2010-11	3				151	46	42	91%	169	
<b>EARTH AND SPACE SCIENCES - CK (0571)</b>  Test Company: ETS Score Range: 100-200	All enrolled students who have completed all nonclinical courses, 2012-13										
	Other enrolled students, 2012-13										
	All program completers, 2012-13	1				155	2				
	All program completers, 2011-12						3				
	All program completers, 2010-11						3				
<b>ECONOMICS (0910)</b>  Test Company: ETS Score Range: 250-990	All enrolled students who have completed all nonclinical courses, 2012-13										
	Other enrolled students, 2012-13						7				
	All program completers, 2012-13						1				
	All program completers, 2011-12										
	All program completers, 2010-11										
<b>ED OF EXCEPTIONAL STUDENTS CORE CK (0353)</b>  Test Company: ETS Score Range: 100-200	All enrolled students who have completed all nonclinical courses, 2012-13										
	Other enrolled students, 2012-13						4				
	All program completers, 2012-13						12	12	100%	179	
	All program completers, 2011-12						31	31	100%	179	
	All program completers, 2010-11						82	82	100%	177	


Single Assessment Institution-Level Pass Rate Data: *Alternative Teacher Preparation Program Within IHE*

	<b>HEOA - Title II</b> <b>2012 - 2013 Academic Year</b>	
	Institution Name	INDIANA UNIV PURDUE INDIANAPOLIS
	Institution Code	1325
	State	Indiana

April 2, 2014

Assessment Information <sup>1</sup>	Group	Number Taking Assessment	Number Passing Assessment	Institutional Pass Rate	Institutional Average Scaled Score	Assessment Cut Score <sup>2</sup>	Statewide			
							Number Taking Assessment	Number Passing Assessment	Statewide Pass Rate	Statewide Average Scaled Score
<b>ELE ED EXCEPTI STUDENTS MTMD (0542)</b>  Test Company: ETS Score Range: 100-200	All enrolled students who have completed all nonclinical courses, 2012-13									
	Other enrolled students, 2012-13						4			
	All program completers, 2012-13						12	12	100%	173
	All program completers, 2011-12						31	31	100%	179
	All program completers, 2010-11						82	81	99%	177
<b>ELE ED CURR INSTRUC ASSESSMENT (0011)</b>  Test Company: ETS Score Range: 100-200	All enrolled students who have completed all nonclinical courses, 2012-13									
	Other enrolled students, 2012-13						36	34	94%	179
	All program completers, 2012-13	8				165	62	61	98%	180
	All program completers, 2011-12	10	10	100%	187	165	183	182	99%	182
	All program completers, 2010-11	9				165	266	266	100%	184
<b>ELE ED MULTI SUBJ MATHEMATICS (CD) (5033)</b>  Test Company: ETS Score Range: 100-200	All enrolled students who have completed all nonclinical courses, 2012-13						5			
	Other enrolled students, 2012-13	2				164	171	120	70%	170
	All program completers, 2012-13	3				164	181	173	96%	177
	All program completers, 2011-12						57	54	95%	178
	All program completers, 2010-11						2			
<b>ELE ED MULTI SUBJ READINGLANG ARTS (CD) (5032)</b>  Test Company: ETS Score Range: 100-200	All enrolled students who have completed all nonclinical courses, 2012-13						5			
	Other enrolled students, 2012-13	2				165	171	164	96%	182
	All program completers, 2012-13	3				165	181	181	100%	185
	All program completers, 2011-12						57	57	100%	186
	All program completers, 2010-11						2			


Single Assessment Institution-Level Pass Rate Data: *Alternative Teacher Preparation Program Within IHE*

	<b>HEOA - Title II</b> <b>2012 - 2013 Academic Year</b>	
	Institution Name	INDIANA UNIV PURDUE INDIANAPOLIS
	Institution Code	1325
	State	Indiana

April 2, 2014

Assessment Information <sup>1</sup>	Group	Number Taking Assessment	Number Passing Assessment	Institutional Pass Rate	Institutional Average Scaled Score	Assessment Cut Score <sup>2</sup>	Statewide			
							Number Taking Assessment	Number Passing Assessment	Statewide Pass Rate	Statewide Average Scaled Score
<b>ELEM ED MULTI SUBJ SCIENCES (CD) (5035)</b>  Test Company: ETS Score Range: 100-200	All enrolled students who have completed all nonclinical courses, 2012-13						5			
	Other enrolled students, 2012-13	2				159	171	151	88%	172
	All program completers, 2012-13	3				159	181	175	97%	176
	All program completers, 2011-12						57	54	95%	178
	All program completers, 2010-11						2			
<b>ELEM ED MULTI SUBJ SOCIAL STUDIES (CD) (5034)</b>  Test Company: ETS Score Range: 100-200	All enrolled students who have completed all nonclinical courses, 2012-13						5			
	Other enrolled students, 2012-13	2				155	171	157	92%	175
	All program completers, 2012-13	3				155	181	180	99%	176
	All program completers, 2011-12						57	55	96%	180
	All program completers, 2010-11						2			
<b>ENG LANG LIT COMP CONTENT KNOWLEDGE (0041)</b>  Test Company: ETS Score Range: 100-200	All enrolled students who have completed all nonclinical courses, 2012-13									
	Other enrolled students, 2012-13	5				160	133	122	92%	181
	All program completers, 2012-13	2				160	96	96	100%	181
	All program completers, 2011-12	7				160	81	81	100%	183
	All program completers, 2010-11	8				153	106	106	100%	183
<b>ENGLISH TO SPEAKERS OF OTHER LANGUAGES II (0361)</b>  Test Company: ETS Score Range: 100-200	All enrolled students who have completed all nonclinical courses, 2012-13									
	Other enrolled students, 2012-13						2			
	All program completers, 2012-13						2			
	All program completers, 2011-12						4			
	All program completers, 2010-11									


Single Assessment Institution-Level Pass Rate Data: *Alternative Teacher Preparation Program Within IHE*

	<b>HEOA - Title II</b> <b>2012 - 2013 Academic Year</b>	
	Institution Name	INDIANA UNIV PURDUE INDIANAPOLIS
	Institution Code	1325
	State	Indiana

April 2, 2014

Assessment Information <sup>1</sup>	Group	Number Taking Assessment	Number Passing Assessment	Institutional Pass Rate	Institutional Average Scaled Score	Assessment Cut Score <sup>2</sup>	Statewide			
							Number Taking Assessment	Number Passing Assessment	Statewide Pass Rate	Statewide Average Scaled Score
<b>FAMILY AND CONSUMER SCIENCES II (0121)</b>  Test Company: ETS Score Range: 100-200	All enrolled students who have completed all nonclinical courses, 2012-13									
	Other enrolled students, 2012-13						1			
	All program completers, 2012-13						1			
	All program completers, 2011-12						3			
	All program completers, 2010-11						3			
<b>FRENCH CONTENT KNOWLEDGE (0173)</b>  Test Company: ETS Score Range: 100-200	All enrolled students who have completed all nonclinical courses, 2012-13									
	Other enrolled students, 2012-13									
	All program completers, 2012-13									
	All program completers, 2011-12						1			
	All program completers, 2010-11						8			
<b>FRENCH WORLD LANGUAGE (CD) (5174)</b>  Test Company: ETS Score Range: 100-200	All enrolled students who have completed all nonclinical courses, 2012-13									
	Other enrolled students, 2012-13	1				156	7			
	All program completers, 2012-13						1			
	All program completers, 2011-12						1			
	All program completers, 2010-11									
<b>GEOGRAPHY II (0921)</b>  Test Company: ETS Score Range: 100-200	All enrolled students who have completed all nonclinical courses, 2012-13									
	Other enrolled students, 2012-13						1			
	All program completers, 2012-13									
	All program completers, 2011-12									
	All program completers, 2010-11									


Single Assessment Institution-Level Pass Rate Data: *Alternative Teacher Preparation Program Within IHE*

	<b>HEOA - Title II</b> <b>2012 - 2013 Academic Year</b>	
	Institution Name	INDIANA UNIV PURDUE INDIANAPOLIS
	Institution Code	1325
	State	Indiana

April 2, 2014

Assessment Information <sup>1</sup>	Group	Number Taking Assessment	Number Passing Assessment	Institutional Pass Rate	Institutional Average Scaled Score	Assessment Cut Score <sup>2</sup>	Statewide			
							Number Taking Assessment	Number Passing Assessment	Statewide Pass Rate	Statewide Average Scaled Score
<b>GERMAN CONTENT KNOWLEDGE (0181)</b>  Test Company: ETS Score Range: 100-200	All enrolled students who have completed all nonclinical courses, 2012-13									
	Other enrolled students, 2012-13									
	All program completers, 2012-13									
	All program completers, 2011-12						1			
	All program completers, 2010-11	2				147	7			
<b>GERMAN WORLD LANGUAGE (CD) (5183)</b>  Test Company: ETS Score Range: 100-200	All enrolled students who have completed all nonclinical courses, 2012-13									
	Other enrolled students, 2012-13						1			
	All program completers, 2012-13	2				163	2			
	All program completers, 2011-12						1			
	All program completers, 2010-11									
<b>GOVERNMENT POLITICAL SCIENCE (0930)</b>  Test Company: ETS Score Range: 250-990	All enrolled students who have completed all nonclinical courses, 2012-13									
	Other enrolled students, 2012-13						8			
	All program completers, 2012-13						5			
	All program completers, 2011-12						3			
	All program completers, 2010-11									
<b>HEALTH EDUCATION (0550)</b>  Test Company: ETS Score Range: 250-990	All enrolled students who have completed all nonclinical courses, 2012-13									
	Other enrolled students, 2012-13						5			
	All program completers, 2012-13						3			
	All program completers, 2011-12						9			
	All program completers, 2010-11						7			

Single Assessment Institution-Level Pass Rate Data: *Alternative Teacher Preparation Program Within IHE*


	<b>HEOA - Title II 2012 - 2013 Academic Year</b>	
	Institution Name	INDIANA UNIV PURDUE INDIANAPOLIS
	Institution Code	1325
	State	Indiana

April 2, 2014

Assessment Information <sup>1</sup>	Group	Number Taking Assessment	Number Passing Assessment	Institutional Pass Rate	Institutional Average Scaled Score	Assessment Cut Score <sup>2</sup>	Statewide			
							Number Taking Assessment	Number Passing Assessment	Statewide Pass Rate	Statewide Average Scaled Score
<b>INTRO TO THE TEACHING OF READING (0200)</b>  Test Company: ETS Score Range: 250-990	All enrolled students who have completed all nonclinical courses, 2012-13									
	Other enrolled students, 2012-13									
	All program completers, 2012-13									
	All program completers, 2011-12						1			
	All program completers, 2010-11						5			
<b>MATHEMATICS CONTENT KNOWLEDGE (0061)</b>  Test Company: ETS Score Range: 100-200	All enrolled students who have completed all nonclinical courses, 2012-13									
	Other enrolled students, 2012-13	1				136	72	59	82%	152
	All program completers, 2012-13	1				136	56	56	100%	162
	All program completers, 2011-12	1				136	67	63	94%	159
	All program completers, 2010-11	4				136	101	95	94%	158
<b>MIDDLE SCHOOL ENGLISH LANGUAGE ARTS (0049)</b>  Test Company: ETS Score Range: 100-200	All enrolled students who have completed all nonclinical courses, 2012-13									
	Other enrolled students, 2012-13						11	11	100%	190
	All program completers, 2012-13						5			
	All program completers, 2011-12						2			
	All program completers, 2010-11						1			
<b>MIDDLE SCHOOL MATHEMATICS (0069)</b>  Test Company: ETS Score Range: 100-200	All enrolled students who have completed all nonclinical courses, 2012-13									
	Other enrolled students, 2012-13						37	33	89%	177
	All program completers, 2012-13						8			
	All program completers, 2011-12						6			
	All program completers, 2010-11						4			




Single Assessment Institution-Level Pass Rate Data: *Alternative Teacher Preparation Program Within IHE*

	<b>HEOA - Title II 2012 - 2013 Academic Year</b>	
	Institution Name	INDIANA UNIV PURDUE INDIANAPOLIS
	Institution Code	1325
	State	Indiana

April 2, 2014

Assessment Information <sup>1</sup>	Group	Number Taking Assessment	Number Passing Assessment	Institutional Pass Rate	Institutional Average Scaled Score	Assessment Cut Score <sup>2</sup>	Statewide				
							Number Taking Assessment	Number Passing Assessment	Statewide Pass Rate	Statewide Average Scaled Score	
<b>MIDDLE SCHOOL SCIENCE (0439)</b>  Test Company: ETS Score Range: 100-200	All enrolled students who have completed all nonclinical courses, 2012-13										
	Other enrolled students, 2012-13						9				
	All program completers, 2012-13						5				
	All program completers, 2011-12						3				
	All program completers, 2010-11						5				
<b>MIDDLE SCHOOL SOCIAL STUDIES (0089)</b>  Test Company: ETS Score Range: 100-200	All enrolled students who have completed all nonclinical courses, 2012-13										
	Other enrolled students, 2012-13						16	14	88%	182	
	All program completers, 2012-13						8				
	All program completers, 2011-12						6				
	All program completers, 2010-11						5				
<b>MUSIC CONTENT KNOWLEDGE (0113)</b>  Test Company: ETS Score Range: 100-200	All enrolled students who have completed all nonclinical courses, 2012-13										
	Other enrolled students, 2012-13						6				
	All program completers, 2012-13						3				
	All program completers, 2011-12						4				
	All program completers, 2010-11						5				
<b>PHYSICAL ED CONTENT KNOWLEDGE (0091)</b>  Test Company: ETS Score Range: 100-200	All enrolled students who have completed all nonclinical courses, 2012-13										
	Other enrolled students, 2012-13						9				
	All program completers, 2012-13						14	14	100%	155	
	All program completers, 2011-12						12	10	83%	156	
	All program completers, 2010-11						10	9	90%	160	


Single Assessment Institution-Level Pass Rate Data: *Alternative Teacher Preparation Program Within IHE*

	<b>HEOA - Title II</b> <b>2012 - 2013 Academic Year</b>	
	Institution Name	INDIANA UNIV PURDUE INDIANAPOLIS
	Institution Code	1325
	State	Indiana

April 2, 2014

Assessment Information <sup>1</sup>	Group	Number Taking Assessment	Number Passing Assessment	Institutional Pass Rate	Institutional Average Scaled Score	Assessment Cut Score <sup>2</sup>	Statewide				
							Number Taking Assessment	Number Passing Assessment	Statewide Pass Rate	Statewide Average Scaled Score	
<b>PHYSICS CONTENT KNOWLEDGE II (0265)</b>  Test Company: ETS Score Range: 100-200	All enrolled students who have completed all nonclinical courses, 2012-13										
	Other enrolled students, 2012-13	1				149	10	6	60%	152	
	All program completers, 2012-13	1				149	11	11	100%	167	
	All program completers, 2011-12	1				149	10	9	90%	162	
	All program completers, 2010-11	1				149	15	14	93%	158	
<b>PRAXIS I MATHEMATICS (0730)</b>  Test Company: ETS Score Range: 150-190	All enrolled students who have completed all nonclinical courses, 2012-13						6				
	Other enrolled students, 2012-13	28	27	96%	181	175	515	501	97%	181	
	All program completers, 2012-13	26	26	100%	182	175	483	481	100%	182	
	All program completers, 2011-12	30	30	100%	183	175	542	541	100%	183	
	All program completers, 2010-11	47	47	100%	185	175	775	772	100%	183	
<b>PRAXIS I READING (0710)</b>  Test Company: ETS Score Range: 150-190	All enrolled students who have completed all nonclinical courses, 2012-13						6				
	Other enrolled students, 2012-13	28	28	100%	181	176	516	503	97%	181	
	All program completers, 2012-13	26	26	100%	182	176	484	482	100%	182	
	All program completers, 2011-12	30	30	100%	182	176	541	541	100%	182	
	All program completers, 2010-11	47	47	100%	182	176	776	771	99%	182	
<b>PRAXIS I WRITING (0720)</b>  Test Company: ETS Score Range: 150-190	All enrolled students who have completed all nonclinical courses, 2012-13						6				
	Other enrolled students, 2012-13	27	27	100%	177	172	554	550	99%	178	
	All program completers, 2012-13	26	26	100%	177	172	488	488	100%	178	
	All program completers, 2011-12	30	30	100%	179	172	540	540	100%	178	
	All program completers, 2010-11	47	47	100%	179	172	773	773	100%	178	


Single Assessment Institution-Level Pass Rate Data: *Alternative Teacher Preparation Program Within IHE*

	<b>HEOA - Title II</b> <b>2012 - 2013 Academic Year</b>	
	Institution Name	INDIANA UNIV PURDUE INDIANAPOLIS
	Institution Code	1325
	State	Indiana

April 2, 2014

Assessment Information <sup>1</sup>	Group	Number Taking Assessment	Number Passing Assessment	Institutional Pass Rate	Institutional Average Scaled Score	Assessment Cut Score <sup>2</sup>	Statewide			
							Number Taking Assessment	Number Passing Assessment	Statewide Pass Rate	Statewide Average Scaled Score
<b>PSYCHOLOGY (0390)</b>  Test Company: ETS Score Range: 250-990	All enrolled students who have completed all nonclinical courses, 2012-13									
	Other enrolled students, 2012-13						12	12	100%	744
	All program completers, 2012-13						2			
	All program completers, 2011-12									
	All program completers, 2010-11									
<b>READING SPECIALIST (0300)</b>  Test Company: ETS Score Range: 250-990	All enrolled students who have completed all nonclinical courses, 2012-13									
	Other enrolled students, 2012-13						31	31	100%	534
	All program completers, 2012-13	7				370	59	59	100%	537
	All program completers, 2011-12	11	11	100%	561	370	181	181	100%	552
	All program completers, 2010-11	9				370	266	266	100%	557
<b>SE CK AND MILD TO MODERATE APPL (0543)</b>  Test Company: ETS Score Range: 100-200	All enrolled students who have completed all nonclinical courses, 2012-13									
	Other enrolled students, 2012-13						23	22	96%	173
	All program completers, 2012-13						51	51	100%	173
	All program completers, 2011-12						23	22	96%	171
	All program completers, 2010-11									
<b>SOCIAL STUDIES CONTENT KNOWLEDGE (0081)</b>  Test Company: ETS Score Range: 100-200	All enrolled students who have completed all nonclinical courses, 2012-13									
	Other enrolled students, 2012-13						51	45	88%	167
	All program completers, 2012-13	5				156	38	37	97%	174
	All program completers, 2011-12	5				156	67	66	99%	173
	All program completers, 2010-11	3				147	72	71	99%	173


Single Assessment Institution-Level Pass Rate Data: *Alternative Teacher Preparation Program Within IHE*

	<b>HEOA - Title II</b> <b>2012 - 2013 Academic Year</b>	
	Institution Name	INDIANA UNIV PURDUE INDIANAPOLIS
	Institution Code	1325
	State	Indiana

April 2, 2014

Assessment Information <sup>1</sup>	Group	Number Taking Assessment	Number Passing Assessment	Institutional Pass Rate	Institutional Average Scaled Score	Assessment Cut Score <sup>2</sup>	Statewide			
							Number Taking Assessment	Number Passing Assessment	Statewide Pass Rate	Statewide Average Scaled Score
<b>SOCIOLOGY (0950)</b>  Test Company: ETS Score Range: 250-990	All enrolled students who have completed all nonclinical courses, 2012-13									
	Other enrolled students, 2012-13						5			
	All program completers, 2012-13						5			
	All program completers, 2011-12						1			
	All program completers, 2010-11									
<b>SPANISH CONTENT KNOWLEDGE (0191)</b>  Test Company: ETS Score Range: 100-200	All enrolled students who have completed all nonclinical courses, 2012-13									
	Other enrolled students, 2012-13						4			
	All program completers, 2012-13						26	26	100%	179
	All program completers, 2011-12	1				159	31	30	97%	176
	All program completers, 2010-11	1				159	28	28	100%	179
<b>SPANISH WORLD LANGUAGE (CD) (5195)</b>  Test Company: ETS Score Range: 100-200	All enrolled students who have completed all nonclinical courses, 2012-13									
	Other enrolled students, 2012-13						41	26	63%	169
	All program completers, 2012-13	2				168	11	9	82%	180
	All program completers, 2011-12	1				168	2			
	All program completers, 2010-11						2			
<b>TEACHING READING (0204)</b>  Test Company: ETS Score Range: 100-200	All enrolled students who have completed all nonclinical courses, 2012-13									
	Other enrolled students, 2012-13						3			
	All program completers, 2012-13									
	All program completers, 2011-12									
	All program completers, 2010-11						1			

**Single Assessment Institution-Level Pass Rate Data: Alternative Teacher Preparation Program Within IHE**

	<b>HEOA - Title II 2012 - 2013 Academic Year</b>
	<b>Institution Name</b>
	<b>Institution Code</b>
	<b>State</b>

INDIANA UNIV PURDUE INDIANAPOLIS

1325

Indiana

April 2, 2014

Assessment Information <sup>1</sup>	Group	Number Taking Assessment	Number Passing Assessment	Institutional Pass Rate	Institutional Average Scaled Score	Assessment Cut Score <sup>2</sup>	Statewide				
							Number Taking Assessment	Number Passing Assessment	Statewide Pass Rate	Statewide Average Scaled Score	
<b>TECHNOLOGY EDUCATION II (0051)</b>  Test Company: ETS Score Range: 100-200	All enrolled students who have completed all nonclinical courses, 2012-13										
	Other enrolled students, 2012-13	2				159	3				
	All program completers, 2012-13	6				159	9				
	All program completers, 2011-12										
	All program completers, 2010-11										
<b>TECHNOLOGY EDUCATION (0050)</b>  Test Company: ETS Score Range: 250-990	All enrolled students who have completed all nonclinical courses, 2012-13										
	Other enrolled students, 2012-13										
	All program completers, 2012-13										
	All program completers, 2011-12	2				590	5				
	All program completers, 2010-11	6				590	8				
<b>WORLD AND U.S. HISTORY CK (0941)</b>  Test Company: ETS Score Range: 100-200	All enrolled students who have completed all nonclinical courses, 2012-13										
	Other enrolled students, 2012-13	4				158	42	32	76%	169	
	All program completers, 2012-13	1				158	14	13	93%	170	
	All program completers, 2011-12						5				
	All program completers, 2010-11										

Note: In cases where there are less than ten students taking the assessment or license/certificate, the number passing and pass rate are not reported.

<sup>1</sup>Tests with multiple delivery options (computer, paper, etc.) will be noted with the assessment code for one format only.

<sup>2</sup>Cut scores may vary for groups depending upon when the cut scores are established by the state and when each group completed their teacher certification or licensure assessment.